




SIZER

Reduce
your size



Patient **Consultation Guide**

MFSU | MACRO FOCUSED SCANNING ULTRASOUND
NON-SURGICAL BODY CONTOURING SYSTEM

Why SCIZER?

Scizer treatment is a completely non-invasive, macro focused fat reduction and body contouring system equipped with the latest in HIFU technology.

Catering to consumers who have been struggling with excessive or stubborn fat in the abdominal region which just doesn't get resolved with exercise and diets.

The Scizer restores the confidence in your body shape, revealing your true potential. A convenient and result-orientated treatment procedure addressing all the issues that patients face when considering receiving treatments, we are glad to say the solution is finally here.



“

No Downtime

No Anesthesia

No Preparation

No Issues

”

Scientific Solution for Size Reduction

I SCIZER Treatment



Time Efficient



Anesthesia Free



Enhanced Results

“
*Reduce fat with
a lunchtime
procedure.*
”



In comparison with other HIFU treatments, the Scizer provides a quicker treatment procedure to accomplish a slimmer body contour with minimal pain.

Pain is a deal breaker when considering any type of treatment and treatment times are often increased due to the pain levels experienced. A way to experience pain is to reduce the power levels and increase treatment times to avoid painful treatment. What if you could receive treatment at higher power levels and shorten treatment times?

The Scizer is equipped with Contact Cooling Control which applies an anesthetic effect on the surface of the skin. The numbing effect allows patients to feel less in the region, allowing a higher level of energy to be emitted to the treatment area.

SCIZER Treatment vs LIPOSUCTION Surgery

| SCIZER TREATMENT | LIPOSUCTION SURGERY |
|---|---------------------------------------|
| ✓ Non-Invasive Procedure | Incisions Required |
| ✓ Natural & Gradual Results | Dramatic Size Reduction |
| ✓ 15-20minutes Procedure Time | 2-3 Hour Procedure Time |
| ✓ No Downtime Required | 10-20 Days Downtime Required |
| ✓ No Anesthesia Required | High Risk of Blood Clots |
| ✓ No Prior Preparation Required | High Risk of Gallstones |
| ✓ No Post Treatment Requirements | High Risk of Abdominal Hernia |
| ✓ Minimal Adverse Events | High Risk of Nutritional Deficiencies |
| ✓ Minimal Requirements to Receive Treatment | Requirements to Receive Surgery |

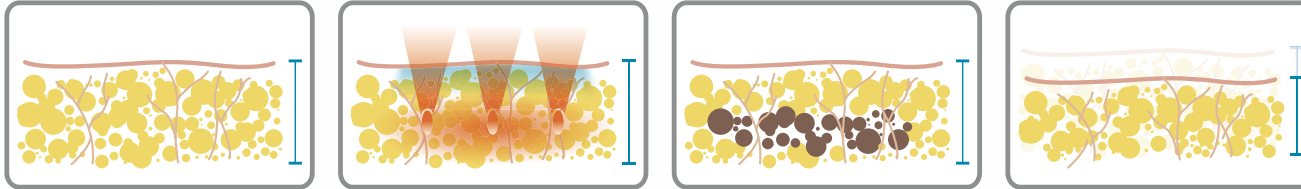
■ Liposuction is commonly known as a fat reduction procedure to obtain rapid change to your body shape. In recent times, with the introduction of newer technologies, these procedures have been deemed as safer alternatives to accomplish natural and gradual fat reduction. Clinical research conducted on these technologies are scientifically proven to be highly effective, assured to be safe and adamantly more convenient.

■ Sudden and drastic changes to your body create complications within the body and is a problematic issue. The human body and its functions are at risk as it has to adjust to the new environment and body structure.

■ The pros and cons of liposuction surgical procedures is composed of a long list of risks and requirements by the patient. When looking for the ultimate option which delivers the results and no excess of requirements, look no further as the Scizer delivers the scientific solution for fat size reduction, to you.

The Science behind the Scizer

Treatment Principles



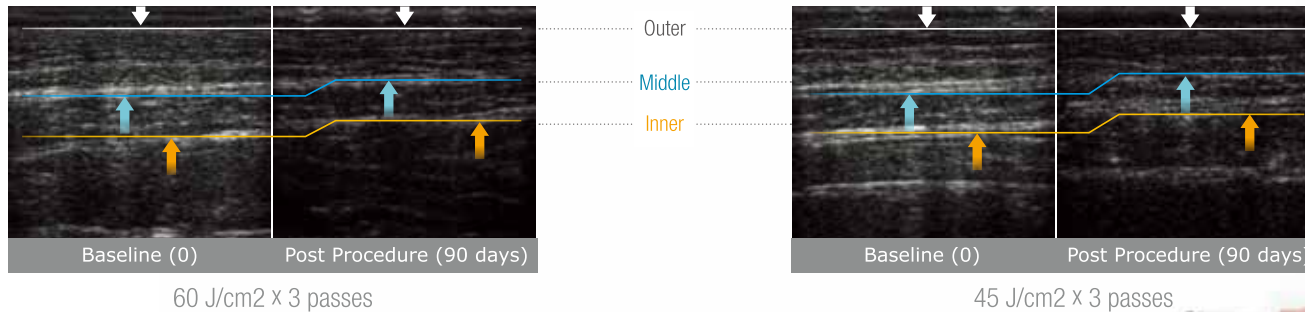
Even with a busy lifestyle and regular exercise, stubborn fat cells just don't seem to go away.

The theory behind the treatment is to target the stubborn fat cells that reside within the subcutaneous fat layer.

The manipulation of the adipocytes reduces the fat cell count in the targeted region.

The fat cells subside and naturally exit the body, reducing the localized fat deposits allowing you to feel brand new.

Monitoring of Fat Layer Improvements Before/After Procedure



Collagen thickening and contraction were identified at the subcutaneous fat border around the focal area



Am I a good candidate for Scizer treatment?

- Have you been trying to get rid of the excess fat on your love handles, flanks and abdominal region?
- Have you tried exercising and it just won't go away?
- Do you have at least 1 inch of fat in your area of concern?

“ Yes! You are a good candidate to receive Scizer treatment. The Scizer provides the safest and simplest solution to candidates who have a fat layer of at least 2.5cm or 1 inch in the area proposed for treatment. ”



Before treatment

- Meet your physician for a consultation session to assess whether you are suitable for Scizer treatment. Your physician will provide you professional advice and recommendations of how the procedure will reflect the best results!

- Remember to consult with your doctor if currently taking any types of medication or if you have had prior treatment in the area of treatment.

e.g liposuction, laser or other procedures



On the day of treatment

■ There are no prior dietary or clothing requirements for Scizer treatment, so head to your clinic wearing comfortable clothes as if it is a regular day. Your physician will plan the treatment route and mark the targeted regions with the grid template.

■ When receiving treatment, lie down on the bed while the Scizer gives your body a boost! Treatment durations vary, ranging from as short as 15-25 minutes and you don't have to lift a finger! You are welcome to bring a book or electronic tablet to your Scizer session.



After the treatment

- Reducing your size can not be an easier process! Once the Scizer has worked its wonders, there is nothing to worry about, return to your daily lifestyle as if nothing happened. This is the reason why we confidently express that there is no downtime!
- Results are visible immediately after treatment and gradually enhance over a period of 4-12 weeks. Swelling and redness is typically resolved within 1-2 days of receiving treatment.



FAQ

■ Does the Scizer treatment hurt?

Pain levels experienced by patients from different forms of HIFU treatment tend to vary, however with the contact cooling technology of the Scizer, pain levels are substantially reduced due to the numbing effect the hand-piece provides on the treatment area. The simple answer is NO, Scizer treatment does not hurt.

■ How long does the treatment take?

The Scizer makes other treatments within the market seem unnecessary due to the fast and convenient treatment provided by the simultaneous use of two applicators. An average treatment will take no longer than 20 minutes. Treatment lengths may vary based on the treatment area and what power levels is deemed comfortable for the patient.

■ Are there any side effects?

As the Scizer is applying ultrasound energy 13mm under the surface of the skin, melting the fat deposits in the subcutaneous fat layer at heat levels of 65°C, temporary redness, mild bruising, minimal discomfort and swelling may occur. These symptoms are considered part of the process and not side effects. However, based on the fact that treatment lengths and power levels applied on each patient differentiates, the symptom signs may vary case by case.



FAQ

■ Who is a suitable candidate for Scizer treatment?

The Scizer treatment is recommended for all candidates who have stubborn fat in their abdominal region and are looking for other methods of treatment other than undergoing surgery which requires anesthesia and incisions. As long as you have a fat layer of more than 1 inch or 2.5 cm, you are suitable to receive Scizer treatment. Implants and other medical conditions may be of an issue which your consultant will advise you about at your assessment.

■ How many Scizer treatments will I need?

Fat cells are permanently destroyed with a single Scizer treatment and an average of 2.5cm-8cm in abdominal waist circumference reduction is achieved. 12 weeks after each Scizer treatment you are applicable for an additional treatment considering that you still meet the requirements. How many treatments in total you wish to receive is determined based on the volume of your excess fat and your personal goals.

■ How does the Scizer work?

The technology behind Scizer treatments is the use of High Intensity Focused Ultrasound or HIFU energy which is emitted at a depth of 13mm under the surface of the skin. This ultrasound emission manipulates fat cells within the subcutaneous fat layer, in result triggering the process of coagulative necrosis development helping you achieve the body contouring improvement you have been waiting for.



Clinical Cases

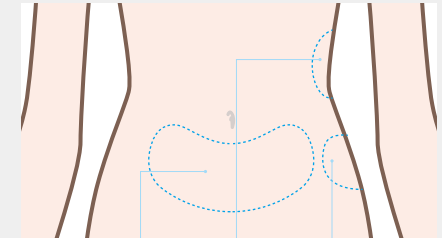


Procedure Information

Patient Info

Female / 31

Application



Lower
Abdomen

Flanks

Love
Handles

Result

5cm below the navel,
a 9cm reduction in girth was measured.

-9cm

“Over a period of 8 weeks I have lost more than 3 inches in my waist size with one treatment. The results are amazing!”

Clinical Cases



Baseline

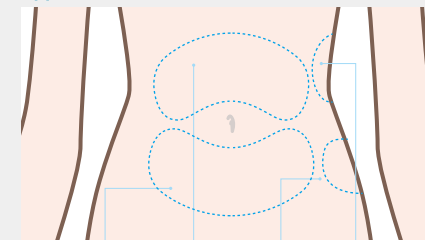
3 Months Post Procedure

Procedure Information

Patient Info

Female / 42

Application



Lower Abdomen Upper Abdomen Love Handles Flanks

Result

5cm below the navel,
a 10cm reduction in girth was measured.

-10cm

“Without dieting or exercising, through Scizer treatment I can see a big transformation in my body shape. Thanks Scizer.”

Clinical Cases

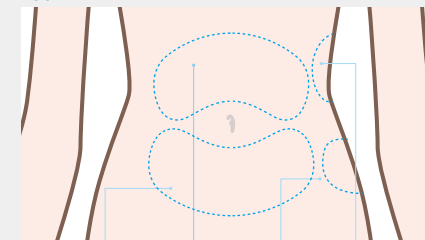


Procedure Information

Patient Info

Female / 34

Application



Lower Abdomen Upper Abdomen Love Handles Flanks

Result

5cm above the navel,
a 10cm reduction in girth was measured.

-10cm

“The Scizer has really done its wonders on me. I look more toned, I have lost weight and size evenly all around my waist.”

Clinical Cases

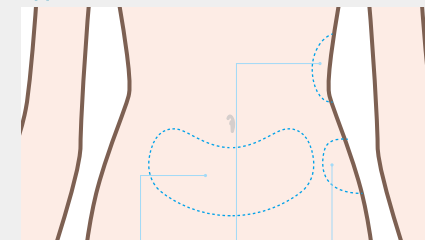


Procedure Information

Patient Info

Female / 31

Application



Lower
Abdomen

Flanks

Love
Handles

Result

At the navel,
a 5.5cm reduction in girth was measured.

-5.5cm

“I was not sure what to expect when receiving Scizer treatment but after looking at the results I am a firm believer. It is absolutely safe and the results are remarkable.”

Clinical Cases

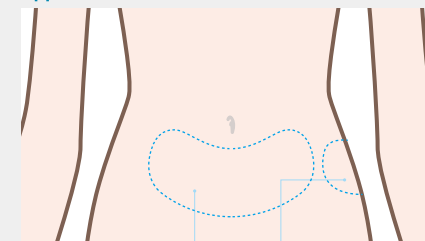


Procedure Information

Patient Info

Female / 35

Application



Lower Abdomen
Love Handles

Result

At the navel, a 4cm reduction in girth was measured.

-4cm

“After looking at the before and after photos of myself, I still can't believe how much of a difference there is in the shape of my body because of a 4cm difference.”

Clinical Cases

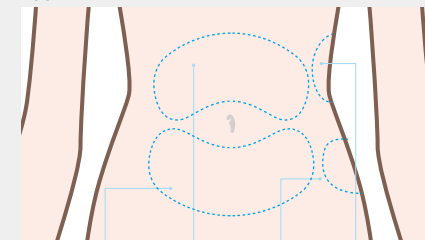


Procedure Information

Patient Info

Female / 32

Application



Lower Abdomen Upper Abdomen Love Handles Flanks

Result

At the navel, a 4.5cm reduction in girth was measured.

-4.5cm

“The Scizer really is the solution that I have been looking for. I did not do anything particular, I lived according to my normal routine. The results speak for itself.”

Clinical Cases

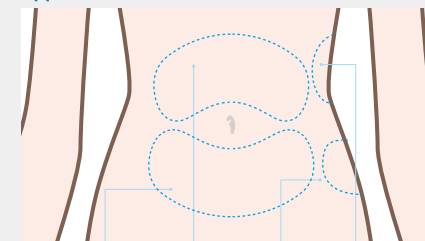


Procedure Information

Patient Info

Female / 33

Application



Lower Abdomen Upper Abdomen Love Handles Flanks

Result

5cm above the navel,
a 10cm reduction in girth was measured.

-10cm

“I can definitely see the changes the Scizer has provided. 3 months after receiving treatment, it seems the improvements are constantly developing.”

Clinical Cases

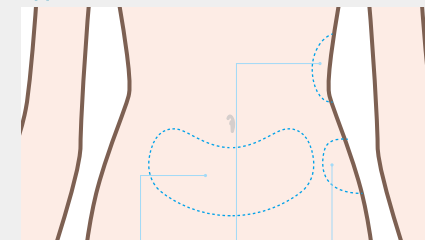


Procedure Information

Patient Info

Female / 27

Application



Lower
Abdomen

Flanks

Love
Handles

Result

5cm below the navel,
a 9cm reduction in girth was measured.

-9cm

“ I received Scizer treatment in preparation for the summer and I'm so glad that I did.
I can wear my new bikini to the beach with confidence! ”

For more information visit us
www.classsys.com
www.scizersonic.com

For further enquiries email
info@classsys.com

For other products visit
www.ultraformer.com
www.clatuu.com



Scientific Solution for Size Reduction Non-Surgical Body Contouring System. Discover the Classsys Standard.

Classsys is a global leader in medical & aesthetics technology. Providing solutions to unveil true potential.
For more information visit our website or email us at: info@classsys.com www.scizersonic.com www.classsys.com
The Scizer name and logo are registered trademarks of Classsys Inc. Copyright © 2016. All rights reserved.

