



High-Definition Wireless Ultrasound for Facial Aesthetics

Improve Patient Safety

Clarius handheld ultrasound is the leading choice for aesthetics practitioners to clearly visualize facial and superficial anatomy in real-time to safely guide procedures, including cosmetic fillers.

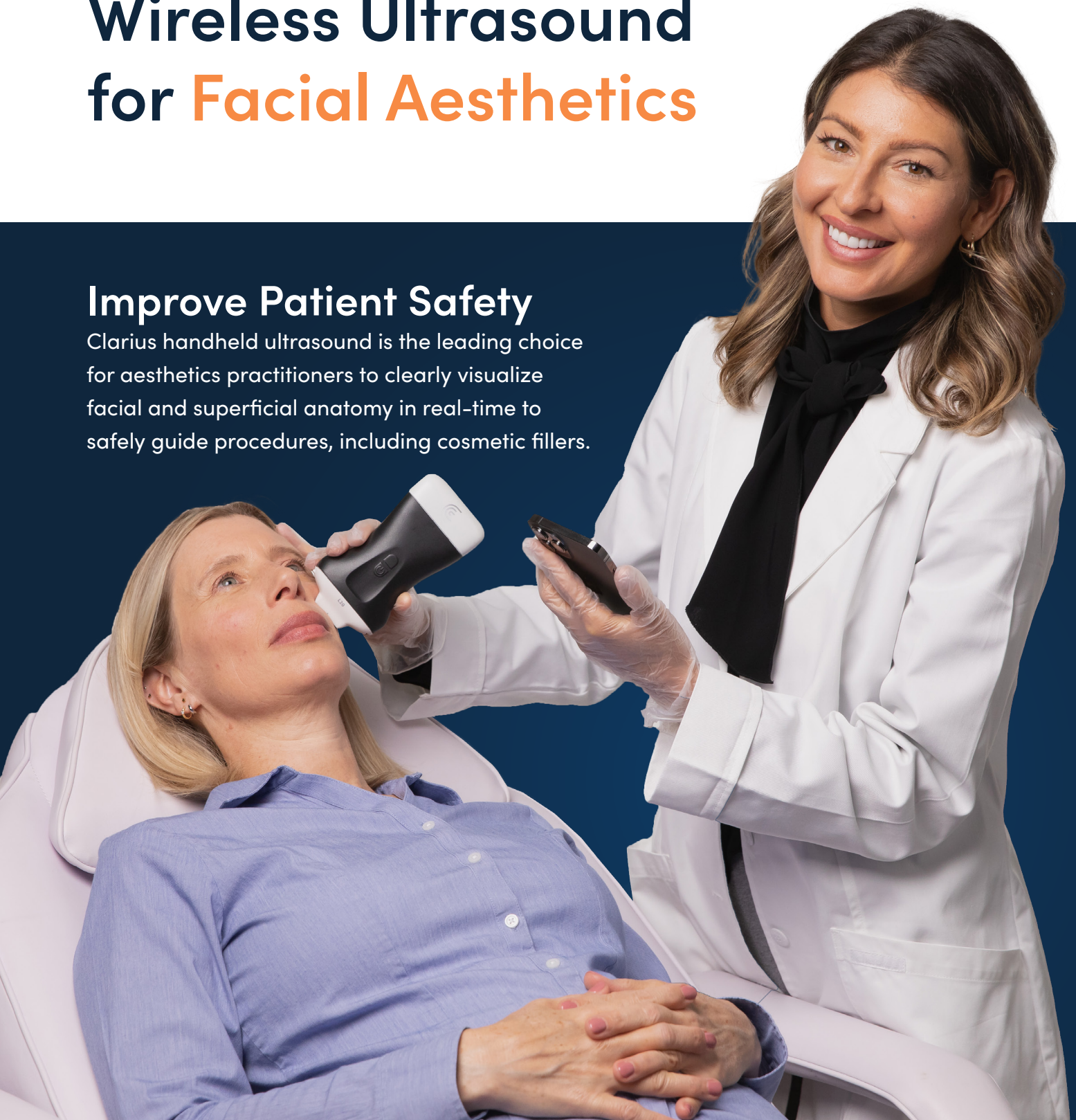


Image Clarity You Can Trust for Facial Aesthetics

Medical aesthetic practitioners looking to improve patient safety rely on the Clarius L20 HD3 – the world’s only ultra-high frequency wireless ultrasound with an advanced aesthetic software. Facial vascular mapping takes just minutes. Impress your patients with clear imaging of the skin, vessels, muscles, and fascia for safe, consistent filler treatments. You’ll gain confidence by visualizing your needle placement to avoid vascular occlusions and dissolve unwanted fillers.

- Perform facial mapping to avoid vascular occlusions
- Confirm filler placement and vascularity after injections
- Visualize your needle and nodules to treat complications like vascular occlusions using ultrasound guidance
- Measure dermal thickness prior to microneedling
- Visualize vessels for reconstructive/ cosmetic facial surgery



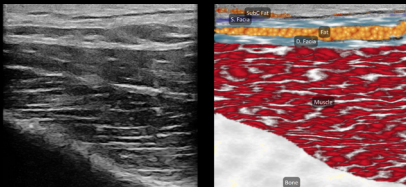
Clarius L20 HD3
Ultra-High Frequency Linear

Frequency: 8–20 MHz
Max Depth: 4 cm

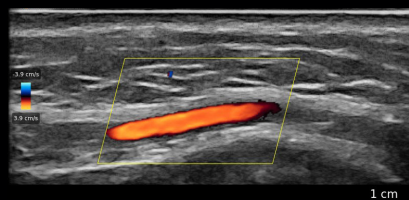


Clarius L15 HD3
High-Frequency Linear

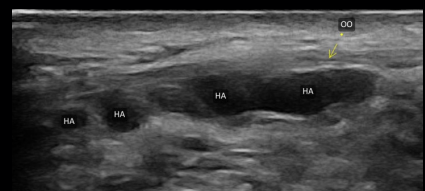
Frequency: 5–15 MHz
Max Depth: 7 cm



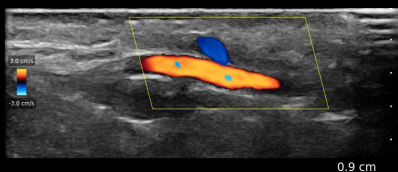
Forehead / Temple (T-Mode AI*)



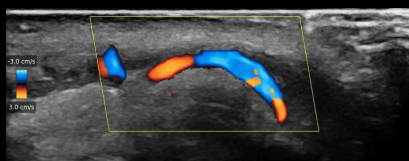
Facial Artery



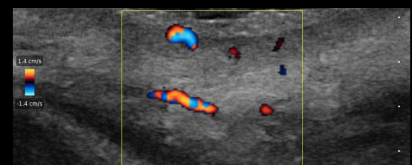
Filler Around Eye



Temporal Artery



Lab Artery



Temporal Vessels



When I started using the Clarius L20 HD, I saw firsthand the benefits of using ultrasound every day. It's better for my patients because I can place fillers exactly where I want and it's better for my peace of mind because I know I'm performing safe injections every time. I think that ultrasound, particularly Clarius, is going to become the gold standard for filler treatments."

Dr. Steven F. Weiner – Facial Plastic Surgeon

World's Only Ultra-High Frequency Handheld Scanner for Aesthetics



High-Definition

World's only 20 MHz wireless scanner for ultra-high resolution superficial imaging to 4 cm.



Specialized

Specialized presets, automated workflows, and artificial intelligence deliver superior imaging.



Wireless

Steadfast connection. Total freedom. Without cords, cleaning and disinfection are simple and fast.



Easy To Use

Friendly app for Apple or Android with swipe, tap, and voice controls.



Ultra-Portable

Ideal for small spaces, Clarius fits in your pocket. Take it anywhere!




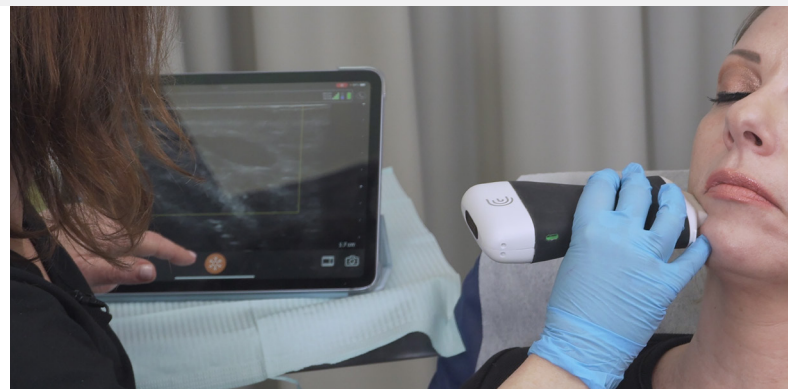
Exam Management

Seamlessly transfer saved images and videos to PACS servers through the current DICOM web standard.



I trust Dr. Verner and I'm very happy that she's using ultrasound when she's treating my face. It makes me feel relaxed because I know I don't have to be concerned about something going wrong and I'm sure it's going to be perfect results."

Michal Paz - Patient of Dr. Ines Verner



Clarius Membership

As a member, you have access to all advanced innovation and services for the ultimate scanning experience and to fast track your mastery of ultrasound. Explore the four pillars of Membership.

Advanced Features

- ✓ Voice Controls
- ✓ Needle Enhance
- ✓ Exam Sharing
- ✓ Pulsed Wave Doppler
- ✓ Procedure Recording Mode
- ✓ Split Screen

Exam Management

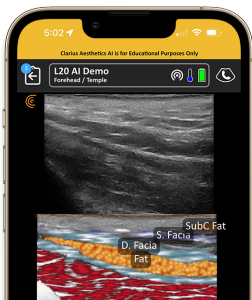
- ✓ Clarius Cloud
- ✓ DICOM
- ✓ Local Image Export

Clarius Education

- ✓ 1-Hour Virtual In-Service
- ✓ Monthly Online Training
- ✓ In-App Clarius Classroom Videos

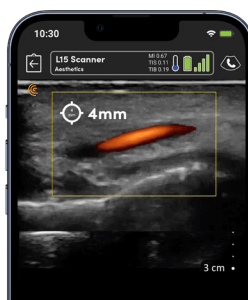
Advanced Specialty Software

Gain confidence and improve procedural safety with specialized presets and AI-powered automation that streamline your workflows.



T-Mode™ AI*

Identify anatomical structures and fascial layers with instant real-time feedback.



Vessel Depth AI

Automatically measure the shallowest flow found in real-time.



Aesthetics Protocol

Effortlessly switch between Aesthetics Presets on-screen for quick facial anatomy selection.

* T-Mode AI is for educational and training purposes only

Included with Your Scanner:

- ✓ 3 Year Warranty
- ✓ Product Support
- ✓ 30-Day Risk Free Returns
- ✓ Charging Station Dock
- ✓ B-Mode/M-Mode
- ✓ Color/Power Doppler

[REQUEST A QUOTE](#)

About Us

Clarius is on a mission to make accurate, easy-to-use, affordable ultrasound available to all medical professionals in every specialty. Our ultra-portable wireless scanners deliver best-in-class imaging with an easy-to-use app for iOS and Android that is powered by artificial intelligence and connected to the cloud. More than four million high-definition scans have been performed using Clarius wireless scanners, now available in over 90 countries worldwide.

Clarius Mobile Health

2980 Virtual Way #205
Vancouver, BC, V5M 4X3
Canada
hello@clarius.com
Phone 1-778-800-9975