

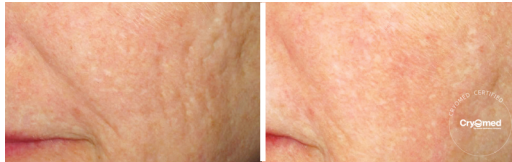
# SEE WHAT SECRET<sup>RF</sup> TREATMENT CAN DO FOR YOU

## Wrinkle and Pore Reduction



Before After

## Scars



Before After

## Wrinkles



Before After

## Acne Scars and Enlarged Pores



Before After

## Nasolabial Lines



Before After

## RECOMMENDED FOR:

- Skin tone and texture
- Reduction of fine lines and wrinkles
- Treatment of acne scars
- Photodamaged skin
- The appearance of stretch marks
- Reduction of hyperhidrosis – underarm sweat

As seen in Aesthetic Medical Practitioner

# Aesthetic

MEDICAL PRACTITIONER



Ask us  
about  
Secret<sup>RF</sup>  
treatments  
today!

Clinic details:

Please consult your practitioner to see if Secret<sup>RF</sup> is suitable for you. All content on this document is intended only for informational purposes. It is not intended nor suited to be a substitute for medical treatment or as medical advice related to specific medical questions or conditions.

# MICRONEEDLING, SKIN TIGHTENING, TONING... FACE AND BODY

# Secret<sup>RF</sup>



## SKIN REMODELLING FROM THE INSIDE OUT




## CUSTOMISED DELIVERY, PREDICTABLE OUTCOMES

### How does Secret<sup>RF</sup> work?

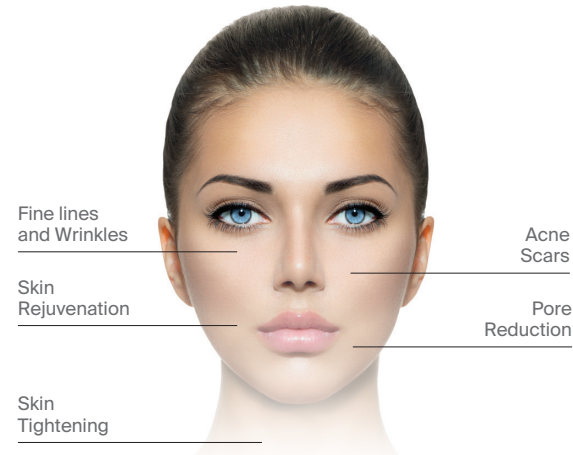
Secret<sup>RF</sup> uses Radiofrequency (RF) and minimally invasive micro-needles, that deliver precise energy into the deeper layers of the skin, as a result creating heat and activating a process called fractionated denaturing – breakdown of skin cells.

Secret<sup>RF</sup> stimulates the production of new elastin and collagen, the secret to achieving youthful, younger looking skin. It also tightens the elastin fibres and causes an increase in the lymphatic flow, which plays an important part in the way the body cleanses and detoxifies itself.

The Secret<sup>RF</sup> treatment is safe, effective and can be used on all skin types with minimal to no downtime. It is ideal for skin lifting, tightening and rejuvenation.



## WHAT AREAS OF THE BODY CAN SECRET<sup>RF</sup> TREAT?



## FREQUENTLY ASKED QUESTIONS

### What to expect during the treatment?

A topical anaesthetic will be applied prior to your treatment, making the treatment more tolerable. During the treatment, you will feel a slight warmth over the area.

### How long does the treatment take?

The topical anaesthetic cream requires 20 minutes to take effect prior to treatment. Depending on which areas are being treated, treatments can typically take between 25-45 minutes.

### What to expect after the treatment?

You may experience mild redness or swelling after the treatment for 3-4 hours, but this will subside.

### How many treatments will I need?

This varies from patient to patient, but you will notice visible results after just 1 treatment. It is recommended to achieve more noticeable and superior results to have between 3-5 treatments, 4 weeks apart.

\* Individual results may vary.

