

FULL FACE TREATMENTS - REJUVENATION AND TONING										
INDICATION	SKIN TYPE (I-VI)	MODE (nm)	SPOT SIZE (mm)	FLUENCE (j/cm <sup>2</sup> )	PASSES	REP RATE (Hz)	END POINT	TREATMENT	MAINTENANCE	COMMENTS
LASER FACIAL (STANDARD TONING)	I-II	1064	10-6	1.0-2.5	1-4	10	Mild Erythema	I-III 6-10 Tx 2-4 weeks apart	I-III 8 weeks	Great general skin rejuvenation Tx. Do not treat over male hair bearing areas. 1500 shots per pass.
	III-IV	1064	10-8	1.2-2.5	1-3	10	Mild Erythema		IV-VI 12 weeks	
	V-VI	1064	10-8	0.5-2.5	1-2	5-10	Mild Erythema	IV-VI 6-10 Tx 4-6 weeks apart		
GENESIS (COLLAGENESIS)	I-IV	FR	6	6.0+	2-6	6	Heat to 42°C	I-IV 6-10 Tx 2-3 weeks apart	I-IV 12 weeks	Heat to 42°C and maintain until erythema. Use infrared thermometer to monitor endpoint.
FLAWLESS (ACTIVE ACNE)	I-VI	1064	6	2.0-4.0	1-3	10	Mild Erythema	6-10 Tx 1-2 weeks apart	4 weeks	Back, chest and face treatments 1064nm - use caution in hair bearing areas. Endpoint includes when snapping sound reduced. Consider combo with LED.
DUAL TONING (SUNDAMAGE)	I-IV	1 <sup>st</sup> pass: 1064 2 <sup>nd</sup> pass: FR	8-6 6	1.5 - 3 6.0+	2-3 2-3	8 - 10 6	Mild Erythema Heat to 42°	6-10 Tx 2 - 4 weeks apart	12 weeks	Passes with 50% overlap. Endpoint - snapping sound reduced. Good for reds and browns.
CHINA DOLL (CARBON PEEL)	I-IV	APPLY CARBON 1064	10	0.8 - 1.5	2	10	Removal carbon	4-6 Tx 2-4 weeks apart	4-8 weeks	Apply Carbon to clean skin Leave 5-10mins to dry Buff off excess. 1064nm removal of carbon
PIGMENT RESUS (MIXED PIGMENT)	I-II I-II	1 <sup>st</sup> pass: 1064 2 <sup>nd</sup> pass: 532	8-6 3-4	1.5 – 3.0 0.5-1.1	2-3 1-2	10 1-2	Mild Erythema Grey Frosting	6-10 Tx 2-4 weeks apart	12 weeks	1064nm x 3 passes + Spot treat 532nm Endpoint - snapping sound reduced. Dermal and epidermal concerns, sun damage, dyschromia. Consider topical.
REGENER8 (4 IN 1)	I-III	1 <sup>st</sup> pass: 1064 2 <sup>nd</sup> pass: 1064 3 <sup>rd</sup> pass: FR 4 <sup>th</sup> pass: 532	8-6 4 6 4 - 3	1.5 – 3.0 5.0 6.0+ 0.7-1.1	1-3 1 2-4 1-2	10 10 6 1	Mild Erythema Mild Erythema Mild Erythema Grey Blanching	6-10 Tx 2-4 weeks apart	4-12 weeks	ALL IN 1 PACKAGE 1064nm - pore cleanse and texture, skin clarity and tone, epidermal + dermal pigment. Genesis for collagen stimulation, Skin tightening and flushing. 532nm for epidermal pigment
QSWITCH LASER WAXING (VELLUS HAIR)	I-IV IV-VI	1064 1064	6 8	3.0-3.5 2.0-2.3	1-3	10	Whitening of Hair	1-15 Tx 4-6 weeks apart	4-12 weeks	Photo-Acoustic effect whitens hair, growth may be delayed. Useful to target pigmented vellus hair remaining at end of IPL/Laser. 50% reduction after 3 months.
KERATOSIS PILARIS	I-VI I-VI	1064 1064	6 4	3.0-3.5 3.0-4.0	1-3 1-2	10 Single Shot	Mild Erythema Mild Erythema	5-10 Tx 2-4 weeks apart	8-12 weeks	Localized or diffuse treatment options. Face or body treatment.

INDICATION	SKIN TYPE (I-VI)	MODE (nm)	SPOT SIZE (mm)	FLUENCE (j/cm <sup>2</sup> )	PASSES	REP RATE (Hz)	END POINT	TREATMENT	MAINTENANCE	COMMENTS
<b>EPIDERMAL PIGMENTED LESIONS</b>										
<b>SPOT TREATMENT</b> (EPHILIDES /LENTIGINES)	I-II	<b>STANDARD</b> 532	2, 3, 4	0.5-1.1	1-2	1	Grey Frosting	1 Tx Match Spot size to lesion	Reassess 30 days. Re-treat residual pigment.	<b>Test patch recommended wait 5 mins.</b> Spot treatment 532 may cause purpura / blister 24 – 48hrs post.
<b>SPREAD AREA</b> (LENTIGO)	I-II	532	4 or 6	0.7-1.1	1-2	1	Grey Frosting			
<b>SPOT TREATMENT</b> (EPHILIDES /LENTIGINES)	III-IV	<b>LOW DOSE</b> 532	2, 3, 4	0.1-0.4	1-2	1	Slight Darkening	3-6 Tx Match Spot size to lesion	Reassess 30 days. Re-treat residual pigment.	<b>Test patch recommended wait 5 mins.</b> Spot treatment 532nm MUST BE APPLIED ONLY TO LESION. Use tongue depressor to treat along edge. Pigment prep 2-4 weeks pre / post.
<b>SPREAD AREA</b> (LENTIGO)	III-IV	532	4 or 6	0.1-0.4	1-2	1	Slight Darkening			
<b>DERMAL PIGMENTED LESIONS</b>										
POST INFLAMMATORY HYPERPIGMENTATION  HEMOSIDERIN / IRON STAINING	I - VI	1064	6	3.0-3.5	3	10	Mild Erythema	5-10+ Tx 6-8 weeks apart	Reassess at 10. Re-treat as required	<b>Test patch recommended wait 5 mins.</b> Consider Cooling. Same setting can also be used axillary / groin pigment.
MELASMA SEVERE (DERMAL/REBOUND)	I - VI	1064	10	0.5-1.0	1-2	5	Mild Erythema Only	1-4 Tx 2 weeks apart  5-7 Tx 3 weeks apart	8 <sup>th</sup> + Monthly	<b>Test patch recommended wait 5 mins.</b> Treat full face. First improvements observed after 5th treatment. Consider Cooling, LED immediately after.
MELASMA MILD (MIXED)	I - VI	1064	7	1.5- 2.5	5-7	8 - 10	Lightening of pigment, peri-lesional erythema	6-10 Tx 4 weeks apart	8 <sup>th</sup> + Monthly	<b>Test patch recommended wait 5 mins.</b> Treat full face. Consider Cooling, LED immediately after.
<b>TATTOO REMOVAL BODY</b>										
<b>1<sup>ST</sup> SESSION: ALL COLOURS ALL TATTOOS</b>  NEXT TREATMENT: ALL COLOURS ALL TATTOOS	I-VI	1064	Start with 10mm reduce spot size as needed to find required endpoint	Start at 0.5j increase by 0.5j until soft frosting	1	10	Soft Frosting (Grey Blanching)  Frosting may be seen in first few treatments only	5-15 Tx 8-12 weeks apart	Start with 1 shot check end point, increase energy decrease spot size as needed	<b>Treat all colours with 1064nm 1st -3rd Tx.</b> Paint large areas with 30- 50% overlapping passes. Increase energy if yellow / brown change. Frosting - observed first few treatments only. <b>Next treatment increase by 0.5-1.0j</b>
RED PURPLE/ORANGE/ YELLOW	I-IV	532	Match spot	Start at 0.5j Increase by 0.2j until soft frosting	1	1-2	Soft Frosting (Grey Blanching)	5-15 Tx 8-12 weeks apart	Review 12 weeks. To avoid PIH treat longer with 1064nm.	Treat colour when 50% reduction in black Tx 3-5+ Frosting observed first few treatments.
PURPLE, ORANGE, YELLOW, PINK	I-IV	532	3 4	2.0 – 5.0 1.0 – 3.0	1	1	Frosting	5-15 Tx 8-12 weeks apart	Review in 12 weeks.	Do not apply beyond edge of lesion



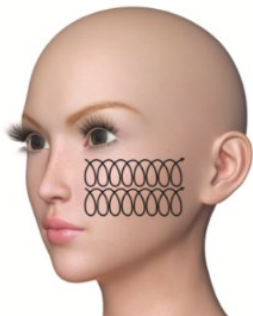
INDICATION	SKIN TYPE (I-VI)	MODE (nm)	SPOT SIZE (mm)	FLUENCE (j/cm <sup>2</sup> )	PASSES	REP RATE (Hz)	END POINT	TREATMENT	MAINTENANCE	COMMENTS
<b>COSMETIC TATTOO</b>										
<b>EYEBROWS</b> BLACK OR BROWN INK	I-VI	1064	5-3	1.0 -6.0	1	1	Soft Frosting (Grey Blanching)	2-8 treatments 8-12 weeks apart	Increase energy each treatment. Review at 8 weeks.	May shave brow hair or use tongue depressor to part hairs and treat tattooed skin only.
<b>LIPS</b> RED / BROWN/ PEACH//ORANGE/PINK VARIATIONS	I-IV	532	4 - 3	1.0-5.0	1	1	Soft Frosting (Grey Blanching)	2-8 treatments 8-12 weeks apart	Increase energy each treatment. Review at 8 weeks.	Red ink can tend to turn black after treatment and will need to wait for next treatment to use 1064nm and take the black away. Always perform a test patch when treating cosmetic tattooing. Increase energy if yellow / brown change

**SKIN REJUVENATION:**

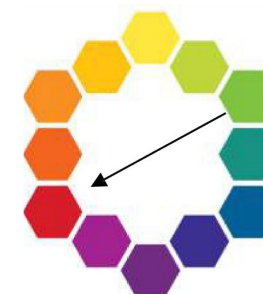
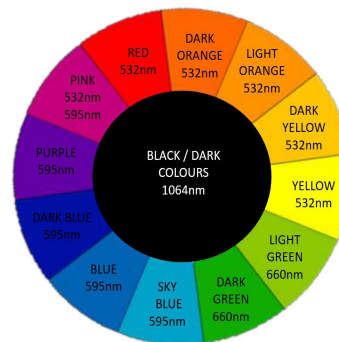
**Painting** technique is an ‘in motion’ Continuous delivery using 1064nm Usually for skin rejuvenation operating at 8-12hz

**Spot** technique is a ‘stamping’ delivery of 1-2 pulses usually on a pigmented lesion requiring 532nm treatment on 1-2hz.

**Linear** technique is a ‘line delivery’ Whereby a single wrinkle, stretch Mark, or tattoo area is treated on 1-12hz depending on the treatment.



**TATTOO REMOVAL:**



**Patient Contraindications**

- Hypersensitivity to light in both visible and near-infrared spectrum
- Use of medication known to increase sensitivity to light
- Use of anticoagulants and/or immunosuppressants
- Pregnancy or breastfeeding
- Personal or family history of skin cancer
- Exposure to sun in the three weeks prior to treatment (for any skin type)
- Use of medication containing gold (treatment by a Q-switched laser could induce chrysiasis)
- Recent exfoliation, peel or surgery
- Any past skin disorders, including but not limited to keloids

**Patient Precautions**

- Do not perform any treatment over a skin disorder or active infection
- Do not perform any treatment on skin that is not fully healed from previous treatments
- Consider prescribing antiviral prophylaxis several days prior to treatment for patients with a history of HSV.
- Depending on the patient and treatment results, you may consider prescribing a course of antibiotics.
- You should evaluate all patients for the possibility of allergic reaction after any treatment.
- For palpable and traumatic tattoos (with the presence of scars), you must inform the patient that while the pigment will be removed, the scar will remain.
- Guard Cosmetic Tattoos in treatment site