

FULL FACE TREATMENTS: REJUVENATION AND TONING

INDICATION	SKIN TYPE (I-VI)	MODE (nm)	SPOT SIZE (mm)	FLUENCE (j/cm ²)	PASSES	REP RATE (Hz)	END POINT	TREATMENT	MAINTENANCE	COMMENTS
LASER FACIAL (STANDARD TONING)	I-II	1064	10-6	1.0-2.5	1-4	10	Mild Erythema	I-III 6-10 Tx 2-4 weeks apart	I-III 8 weeks	Great general skin rejuvenation Tx. Do not treat over male hair bearing areas. 1500 shots per pass.
	III-IV	1064	10-8	1.2-2.5	1-3	10	Mild Erythema	IV-VI 6-10 Tx 4-6 weeks apart	IV-VI 12 weeks	
	V-VI	1064	10-8	0.5-2.5	1-2	5-10	Mild Erythema			
GENESIS (COLLAGENESIS)	I-IV	Genesis	7	7.7	2-4	7	Heat to 42° C	6-10 Tx 2-3 weeks apart	12 weeks	Heat to 42° C and maintain until erythema. Use infrared skin thermometer to monitor endpoint.
FLAWLESS (ACTIVE ACNE)	I-VI	1064	6	2.0-4.0	1-3	10	Mild Erythema	6-10 Tx 1-2 weeks apart	4 weeks	Back, Chest and face treatments 1064nm - Always use caution in hair bearing areas. Endpoint includes when snapping sound reduced. Consider combo LED.
LASER TONING (SCARS AND LINES)	I-III	1 st pass: 1064	6	3.0-3.5	3	10	Mild Erythema	6-10 Tx 2-6 weeks apart	12 weeks	Add onto Laser Facial 4mm over acne scars (spot treat) and lines (linear treat) Stretchmarks (linear treat) Scarring (linear treat).
	IV-VI	1 st pass: 1064	8	1.5-2.5	3	10	Mild Erythema			
	I-VI	2 nd pass: 1064	4	5.0	1	10	Mild Erythema			
DUAL TONING (SUN DAMANGE)	I-IV	1 st Pass: PTP 2 nd Pass: Genesis	8-6 6	1.5-3.0 7.7	2-3 2-3	8-10 7	Mild Erythema Mod Erythema	6-10 Tx 2-4 weeks apart	12 weeks	Passes with 50% overlap. Endpoint includes when snapping sound reduced. Good for reds and browns.
CHINA DOLL (ANTI AGING)	I-IV	APPLY CARBON 1064	10	0.8-1.5	1-2	6-8	Removal carbon	4-6 Tx 2-4 weeks apart	4-8 weeks	Apply Carbon to clean skin Leave 5-10mins. Buff off excess. 1064nm removal of carbon
CHINA DOLL ADVANCED (OPEN PORES)	I-IV	1 st pass: 1064	10	0.8-1.7	1	10	Mild Erythema	4-6 Tx 2-4 weeks apart	4-8 weeks	1 st Pass: Removal of debris in pore. Apply Carbon leave 5-10mins. Buff off excess. 2 nd Pass: Heating up pores low dose FR 3 rd Pass: Removal of carbon
		APPLY CARBON	-	-	-	-	-			
		2 nd pass: FR	10	0.8-1.5	1-2	6-10	Mild Erythema			
		3 rd pass: 1064	10	0.8-1.5	1-2	10	Carbon Removal			
PIGMENT RESUS (MIXED PIGMENT)	I-II	1 st pass: PTP	8-6	2.5-3.0	3-5	10	Mild Erythema	6-10 Tx 2-4 weeks apart	4-12 weeks	1064nm x 3 passes + Spot treat 532nm Endpoint - snapping sound reduced. Dermal and epidermal concerns, sun damage, dyschromia. Consider topical.
	I-II	2 nd pass: 532	3-4	0.5-1.5	1-2	1-2	Grey Frosting			
PIGMENT PEEL (DYSCHROMIA)	I-II	1 st pass: PTP	8-6	2.5-3.0	2-3	10	Mild Erythema	6-10 Tx 2-4 weeks apart	4-12 weeks	2 x 1064 then 2 x 532 cross hatched. Epidermal pigmentation only on field areas or full-face treatment. Face, neck, dec and hands.
	I-II	2 nd pass: 532	10	0.2-0.6	2	10	Mod Erythema			
ANTI AGING PROGRAM (LINES + PIGMENT)	I-II	1 st pass: PTP	8-6	2.5-3.0	2-3	10	Mild Erythema	6-10 Tx 2-4 weeks apart	4-12 weeks	1064 + Spot treat 532 on pigment Endpoint - snapping sound reduced.
	I-II	2 nd pass: 1064	4	5.0	1	10	Pigment darkening			
		3 rd pass: 532	4-3	0.5-1.0	1-2	1				

INDICATION	SKIN TYPE (I-VI)	MODE (nm)	SPOT SIZE (mm)	FLUENCE (j/cm ²)	PASSES	REP RATE (Hz)	END POINT	TREATMENT	MAINTENANCE	COMMENTS
TRIPLE TREAT (ANTI AGEING + LIFT)	I-IV	1 st pass: PTP 2 nd pass: 1064 3 rd pass: Genesis	8-6 4 7	1.5-3.0 5.0 7.7	1-2 1 1-2	10 10 7	Mild Erythema Mild Erythema Mild Erythema	6-10 Tx 2-4 weeks apart	I-II 4-12 weeks III-VI 4-12 weeks	1064nm for pore cleanse and texture. PTP for skin clarity and tone. Genesis for collagen stimulation.
REGENER8 (4 IN 1)	I-III	1 st pass: PTP 2 nd pass: 1064 3 rd pass: Genesis 4 th pass: 532	8-6 4 6 4-3	1.5 – 3.0 5.0 6.0 0.5-1.0	1-3 1 2-4 1-2	10 10 6 1	Mild Erythema Mild Erythema Mild Erythema Grey Blanching	6-10 Tx 2-4 weeks apart	I-II 4-12 weeks III-VI 4-12 weeks	ALL IN 1 PACKAGE 1064nm - pore cleanse and texture, skin clarity and tone, pigment. Genesis for collagen stimulation, Skin tightening and flushing. 532nm for epidermal pigment
QSWITCH LASER WAXING (VELLUS HAIR)	I-IV IV-VI	1064 1064	6 8	3.0-3.5 2.0-2.3	1-3	10	Whitening of Hair	1-15 Tx 4-6 weeks apart	4-12 weeks	Photo-Acoustic effect whitens hair, growth may be delayed. Useful to target pigmented vellus hair remaining at end of IPL/Laser. 50% reduction after 3 months.
GENESIS - FOR PERI ORBITAL RIM	I-IV	Genesis	7	7.0	1-3	7	Heat to 42° C maintain until erythema	2 Tx weekly for 5 weeks	Review 12 weeks	Heat to 42° C and maintain until erythema. Use infrared skin thermometer to monitor endpoint.
PERIORBITAL DARKEING	I-VI	PTP	6	2.0-2.5	1-3	10	Mild Erythema	5-10+ Tx 6-8 weeks apart	Review at 10 more Tx may be required	Test patch wait 5 mins. First improvements can be seen after the 5th treatment.
EPIDERMAL PIGMENTED LESIONS										
SEB K (FLAT PIGMENTED)	I-II	532	4	0.7-1.5	2-3 (Spot)	1	Pigment darkening / Grey Frosting	1-4 Tx 4-8 weeks apart Match Spot size to lesion	Reassess 30 days. Re-treat residual pigment	Test patch wait 5 mins. Spot treatment 532 may cause purpura / blister 24 – 48hrs post.
CAFÉ AU LAIT MACULES	I-III	532	5-3	0.4- 1.2	1-2 (spot)	1	Pigment darkening / Grey Frosting	1-5 Tx Match Spot size to lesion	Reassess 30 days	Lighter lesions may require more Tx sessions. 532nm will cause purpura. May blister 24 – 48hrs post-op. Avoid sun-exposure 6w post
SPOT TREATMENT (EPHILIDES /LENTIGINES)	I-II	STANDARD 532	2, 3, 4	0.5-1.2	1-2 (spot)	1	Grey Frosting	1-3 Tx Reassess 30 days	Re-treat residual pigment	Test patch recommended wait 5 mins. Spot treatment 532 may cause purpura / blister 24 – 48hrs post. Match Spot size to lesion
SPREAD AREA (LENTIGO)	I-II	532	4 or 6	0.5-1.2	1-2 (spot)	1	Grey Frosting			
SPOT TREATMENT (EPHILIDES /LENTIGINES)	III-IV	LOW DOSE 532	2, 3, 4	0.1-0.4	1-2 (spot)	1	Slight Darkening	3-6 Tx Reassess 30 days	Prep 4-8 weeks pre-Tx	Test patch recommended wait 5 mins. Spot treatment 532nm MUST BE APPLIED ONLY TO LESION. Use tongue depressor to treat along edge. Match Spot size to lesion
SPREAD AREA (LENTIGO)	III-IV	532	4 or 6	0.1-0.4	1-2 (spot)	1	Slight Darkening	Maintain prep	Re-treat residual pigment	
DERMAL PIGMENTED LESIONS										
MELASMA SEVERE (DERMAL/REBOUND)	I - VI	1064	10	0.5-1.0	1-2	5	Must have no erythema	1-4 Tx 2 weeks apart 5-7 Tx 3 weeks apart	8 th + Monthly	Test patch recommended wait 5 mins. Treat full face. First improvements observed after 5th treatment. Consider Cooling, LED immediately after.
MELASMA MILD (MIXED)	I - VI	PTP	7	1.5- 2.5	5-7	8 - 10	Lightening of pigment, perilesional erythema.	6-10 Tx 2- 4 weeks apart	8 th + Monthly	Test patch recommended wait 5 mins. Treat full face. Consider Cooling, LED immediately after.

INDICATION	SKIN TYPE (I-VI)	MODE (nm)	SPOT SIZE (mm)	FLUENCE (j/cm ²)	PASSES	REP RATE (Hz)	END POINT	TREATMENT	MAINTENANCE	COMMENTS
DERMAL NEVI, MONGOLIAN SPOT	I - VI	1064	4 4 5-7	5 - 7 3 - 4 2 - 3	1-2	5-10	Grey Blanching	5-10 Tx 6-8 weeks apart	Review at 10 treatments	Dermal lesions – same end point as tattoo (white spot, no bleeding) Use Cooling.
PIH / HEMOSIDERIN STAINING	I - VI	1064	6	3.0-3.5	3	10	Mild Erythema	5-10+ Tx 6-8 weeks apart	Review at 10 treatments	Test patch wait 5 mins. Use cold air. Same setting can also be used for Tyndall effect and axillary pigment.
HORI'S NEVI	I-VI I-VI	1064 1064	4 3	3.0 - 9.0 7.0-8.0	1-3 1-3	10 10	Mild Erythema Mild Erythema	5-10 Tx 8 weeks apart	Review at 10 treatments	Test patch wait 5 mins.
NEVUS OF OTA	I-VI	*Option 1: 1064 *Option 2: 1064 *Option 3: 1064	6 4 6 4 3	3.5 7.0-8.0 3.5 5.0 12.0	1-3 1-2 1st pass 2nd pass 3rd pass	10 10 10 10 10	Grey Blanching	5-10 Tx 6-8 weeks apart	Reasses at 10. Re-treat as required	Test patch - wait 5 mins. Pinpoint bleeding may occur at the smaller 3mm spot size setting. Consider Cooling
BODY CONCERNS										
KERATOSIS PILARIS	I-VI I-VI	1064 1064	6 4	3.0-3.5 3.0-4.0	1-3 1-2	10 Single Shot	Mild Erythema Mild Erythema	5-10 Tx 2-4 weeks apart	8-12 weeks apart	Localized or spread treatment options
ONYCHOMYCHOSIS (TOENAIL FUNGUS)	I-VI	Genesis	6	Max J	Multiple	10	Heat until intolerable	5-10+ Tx 8 weeks apart	Review in 12 weeks	Use infrared skin thermometer to monitor endpoint and document final reading.
WARTS	I-VI	Genesis	6	Max J	Multiple	2	Heat to 44-45° as long as possible	5-10+ Tx	Review in 12 weeks	Use infrared skin thermometer to monitor endpoint.
STRIAE WHITE > 3 YRS OLD	I-VI	1 st Pass 1064 2 nd pass: 1064	6 4	2.5 - 3.5 5.0	1-2 1-2	10 10	Mild Erythema Mod Erythema	4-8 Tx 4-6 weeks apart	Review in 12 weeks	Treat same as laser toning with 1064 (white scars)
STRIAE RED, RAISED < 3 YRS OLD	I-III	532	3	2 - 2.5	1 (linear)	10	Petechia	3-6 Tx 4-8 weeks apart	Review in 12 weeks	Treat same as tattoo for with 532nm (Red scars)
TATTOO REMOVAL BODY										
1 ST SESSION: ALL COLOURS ALL TATTOOS NEXT TREATMENT: ALL COLOURS ALL TATTOOS	I-VI	1064	Start with 10 reduce spot size as needed to find required endpoint	Start at 0.5 increase by 0.5j until soft frosting.	1	10	Soft Frosting (Grey Blanching) Frosting may be seen in first few treatments only	5-15 Tx 8-12 weeks apart	Start with 1 shot, check end point increase energy, decrease spot size as needed	Treat all colours with 1064nm 1st -3rd Tx. Paint large areas with 30- 50% overlapping passes. Increase energy if yellow / brown change. Frosting - observed first few treatments only. Next treatment increase by 0.5-1.0j
RED PURPLE/ORANGE/YELLOW	I-IV	532	Match spot	Start at 0.5j Increase by 0.2j until soft frosting.	1	1-2	Soft Frosting (Grey Blanching)	5-15 Tx 8-12 weeks apart	Review 12 weeks. To avoid PIH treat longer with 1064nm.	Treat colour when 50% reduction in black Tx 3-5+ Frosting observed first few treatments.
RED, PURPLE, PINK ORANGE, YELLOW,	I-IV	532	3 4	2.0 - 5.0 1.0 - 3.0	1 1	1 1	Frosting	5-15 Tx 8-12 weeks apart	Review in 12 weeks.	Do not apply beyond edge of tattoo
GREEN	I-IV	660	3	Max J	1	1	Frosting	5-15 Tx 8-12 weeks apart	Review in 12 weeks.	Treat colour when 50% reduction in black. Spot treat colour.
BLUE, PURPLE	I-IV	595	3	Max J	1	1	Frosting	5-15 Tx 8-12 weeks apart	Review in 12 weeks.	Treat colour when 50% reduction in black. Spot treat colour.


INDICATION	SKIN TYPE (I-VI)	MODE (nm)	SPOT SIZE (mm)	FLUENCE (j/cm ²)	PASSES	REP RATE (Hz)	END POINT	TREATMENT	MAINTENANCE	COMMENTS
COSMETIC TATTOO * Specialist Cosmetic Tattoo parameters available upon request.										
EYEBROWS BLACK OR BROWN INK	I-VI	1064	5-3	1.0 -6.0	1	1	Soft Frosting (Grey Blanching)	2-8 Tx 8-12 weeks apart	Review at 8 weeks.	May shave brow hair or use tongue depressor to part hairs and treat tattooed skin only. Increase energy each treatment.
LIPS RED / BROWN/ PEACH//ORANGE/PINK VARIATIONS	I-IV	532	4 - 3	1.0-5.0	1	1	Soft Frosting (Grey Blanching)	2-8 Tx 8-12 weeks apart	Increase energy each treatment. Review at 8 weeks.	Red ink can tend to turn black after treatment and will need to wait for next treatment to use 1064nm and take the black away. Always perform a test patch when treating cosmetic tattooing. Increase energy if yellow / brown change

SKIN REJUVENATION:

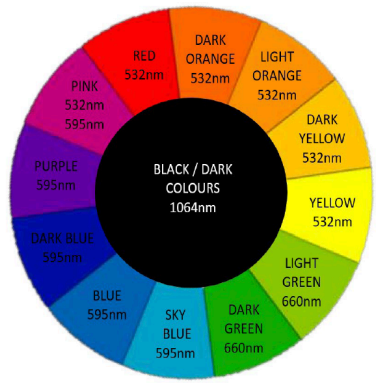
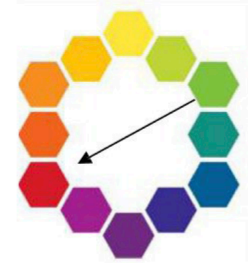
Painting technique is an 'in motion' Continues delivery using 1064nm Usually for skin rejuvenation operating at 8-12hz

Spot technique is a 'stamping' delivery of 1-2 pulses usually on a pigmented lesion requiring 532nm treatment on 1-2hz.

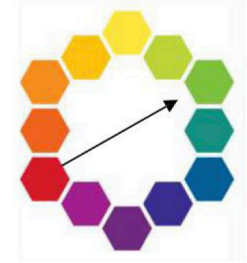
Linear technique is a 'line delivery' Whereby a single wrinkle, stretch Mark, or tattoo area is treated on 1-12hz depending on the treatment.



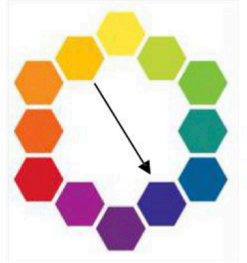
TATTOO REMOVAL:

532nm = Green Light
Treat: Red, Orange



660nm = Red Light
Treat: Green, Teal



595nm = Gold Light
Treat: Purple, Plum

Patient Contraindications

- Hypersensitivity to light in both visible and near-infrared spectrum
- Use of medication known to increase sensitivity to light
- Use of anticoagulants and/or immunosuppressants
- Pregnant or nursing women
- Personal or family history of skin cancer
- Exposure to sun in the three weeks prior to treatment (for any skin type)
- Use of medication containing gold (treatment by a Q-switched laser could induce Chrysiasis)
- Recent exfoliation or peel treatment, or surgical treatments such as lifting in the treatment area
- Any past skin disorders, including but not limited to keloids

Patient Precautions

- Do not perform any treatment over a skin disorder
- Do not perform any treatment if an active cutaneous infection is present
- Do not perform any treatment on skin that is not fully healed from previous treatments
- Consider prescribing antiviral prophylaxis several days prior to treatment for patients with a history of Herpes.
- Depending on the patient and treatment results, you may consider prescribing a course of antibiotic drugs.
- You should evaluate all patients for the possibility of allergic reaction after any treatment.
- For palpable and traumatic tattoos (with the presence of scars), you must inform the patient that while the pigment will be removed, the scar will remain.
- Cosmetic Tattoo's in treatment site