

What's the **Secret**^{RF} of advanced anti-aging?

Multi-platform RF System

Single needle
Thermo-coagulation technique

Fractional Micro-needle
RF technique






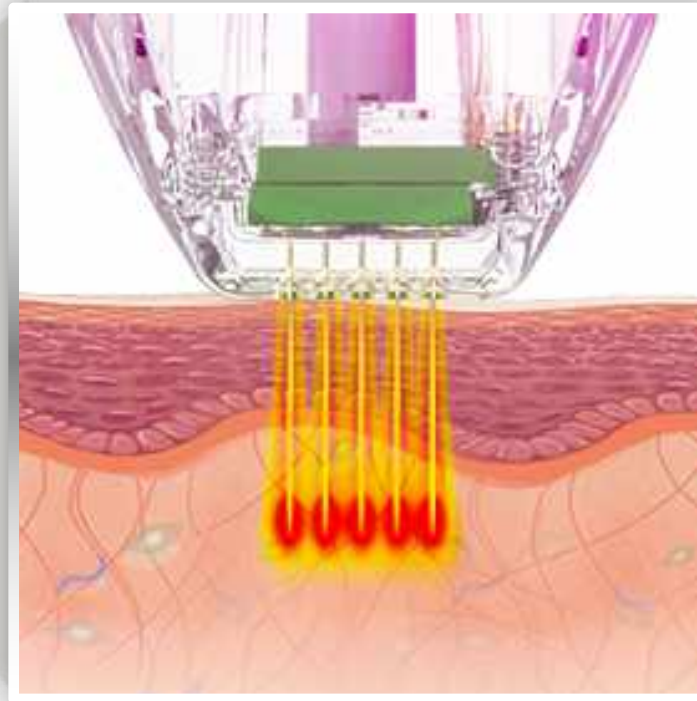
INDEX

- 03 What is **Secret^{RF}** ?
- 04 How Secret RF works?
- 05 Advantage of Secret RF
- 06 Histology Result
- 07 Unique Features of Secret RF
- 08 Various Needle Cartridge
- 09 Unique Features of Secret RF
- 12 **SmartCure™**
- 19 Application of SmartCure
- 20 Technical Specification
- 21 Result of Case Studies
- 33 FAQ

WHAT IS Secret^{RF}?



- Medical Grade **Sterilization**
- **Gold** Plate
- **Single** Use



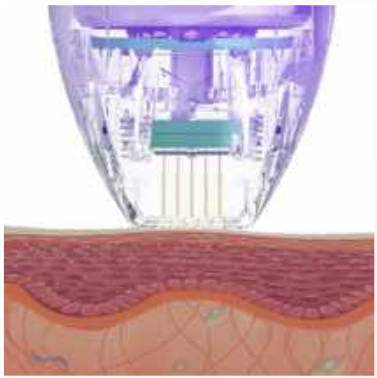
- **Coagulation**
($\cong 60\sim 80^{\circ}\text{C}$)
- **Protein Danaturation**
($\cong 40\sim 58^{\circ}\text{C}$)

Secret RF, Micro-needle Fractional RF system is an ideal technology for skin lifting, tightening and rejuvenation by applying precisely controlled RF energy directly into various depths of skin with minimally invasive micro-needles.

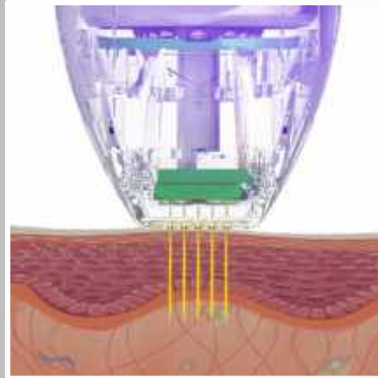
It can be applied to all skin types, with very low risk of skin burns and PIH. This is a key difference when compared to optical based treatments (e.g. IPL/Laser).

HOW Secret^{RF} WORKS?

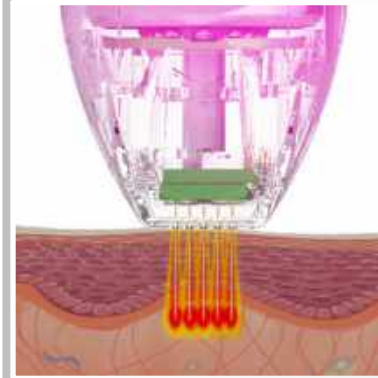
Micro-needle Cartridge makes perfect contact to the skin



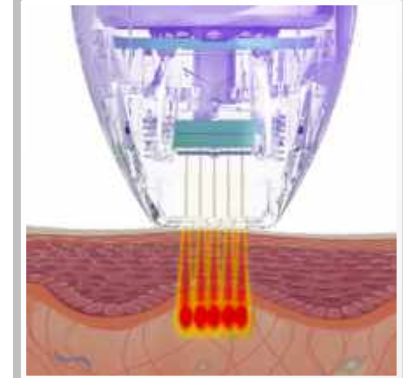
Micro-needles smoothly penetrate the skin with less pain



Bipolar RF energy denaturalizes the tissue surrounding the micro needles



Collagen regeneration & new elastic production process begins.



THE ADVANTAGES OF Secret^{RF}

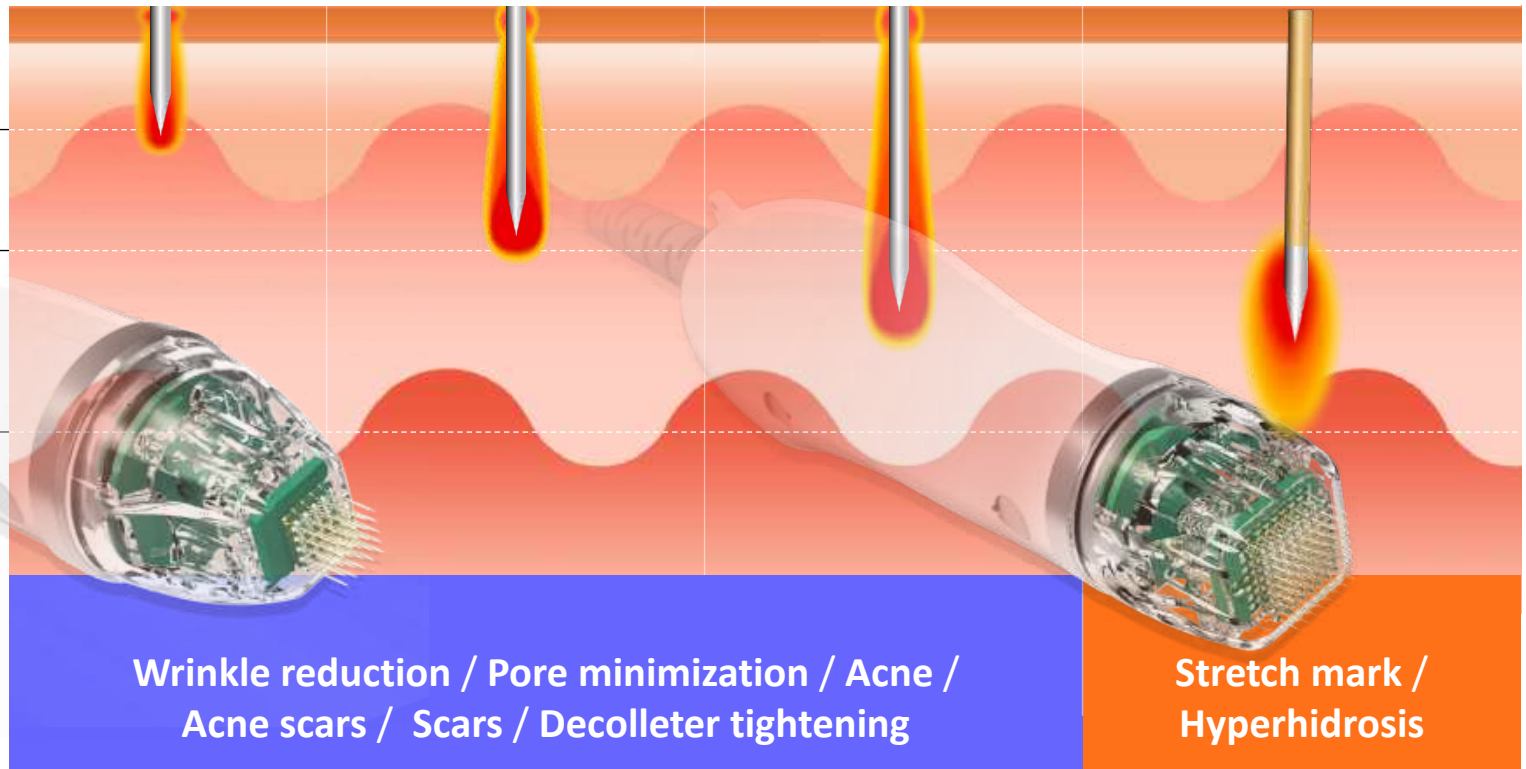
FACE

BODY

0.5~1.0mm

1.0~2.0mm

2.0~3.5mm



Micro-needle penetration depth can be adjusted from 0.5 to 3.5mm based on treatment target areas for the treatment of skin lifting, tightening and rejuvenation e.g., hyperpigmentation, wrinkle, acne, acne scar and pore treatments.

Delivered RF energy is tightly focused at the edge/tip of the Micro-Needles, leading to far less trauma to the surrounding epidermis. This leads to far less down time and pain for the patient as compared to a conventional CO2 fractional laser.

Before



Photo © Clinic for Aesthetic Operative Dermatology and Anti-Aging Medicine, Germany

2 weeks after treatment

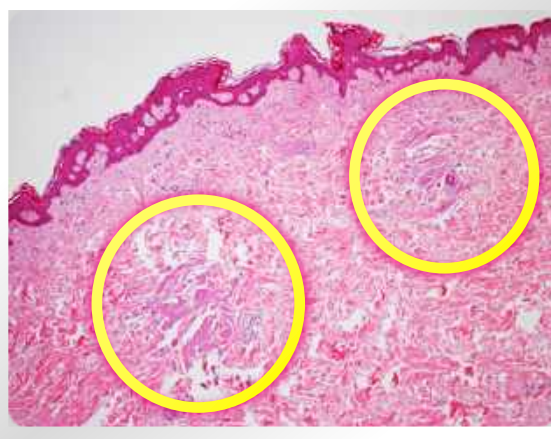
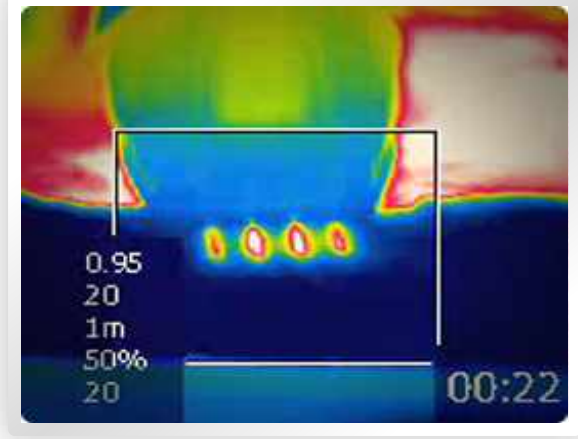


Photo © Clinic for Aesthetic Operative Dermatology and Anti-Aging Medicine, Germany

RF Fractional Micro-Needles



Thermal Image for non-insulated micro-needle

Tissue necrosis in the deep dermis

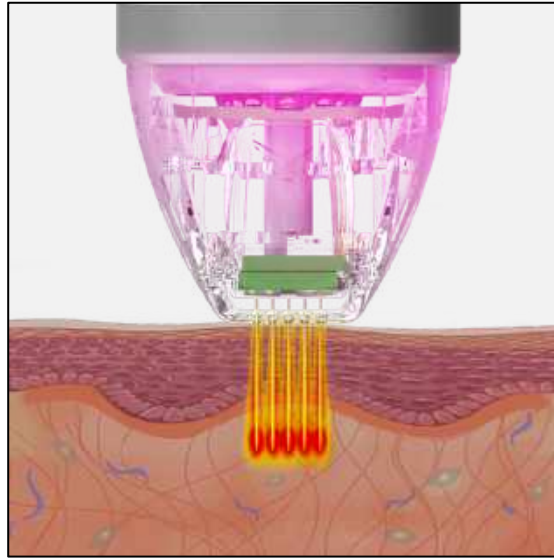
New collagen formation breaks down enzymes within 2 weeks of SECRET

No risk of damage on epidermis – only thermal effect

DUAL MICRO-NEEDLE HAND PIECES

Standard
hand piece

Smooth needle
delivery capability
Comfort treatment

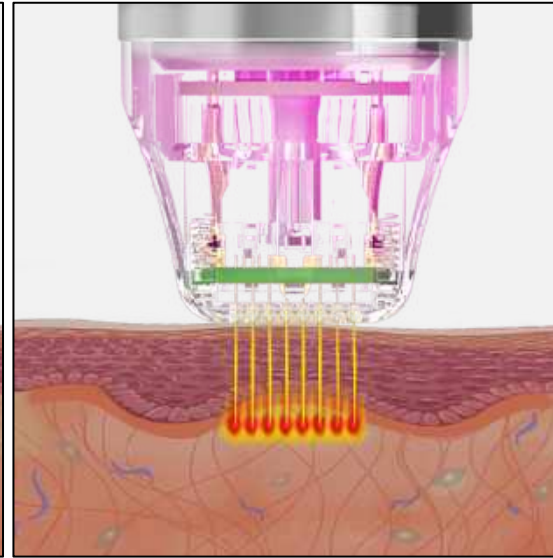


10/25 Pin
Non-insulated FR

Non-insulated micro-needles are more effective by taking care of both epidermal and dermal problems.

High speed
large hand piece


Faster motion
technique
More precise
treatment



64 Pin
Semi-insulated FR

Semi-insulated micro-needles make the coagulated area wider in the dermis than general insulated needle

VARIOUS NEEDLE CARTRIDGES




MTR-AC-25

25pin non-insulated
micro-needle cartridges

Treatment Area ; 10*10(mm)

Max Output ; 25watt

Main Usage ;
mostly main indication



MTR-AC-C25

25pin semi-insulated
micro-needle cartridges

Treatment Area ; 10*10(mm)

Max Output ; 25watt

Main Usage ;
Required for higher thermal
effect at dermis/subcutaneous
tissues



MTR-AC-10

10pin non-insulated
micro-needle cartridges

Treatment Area ; 0.25*18(mm)

Max Output ; 25watt

Main Usage ;
stretch mark, naso labial folds,
crow's feet



MTR-AC-C64

64pin semi-insulated
micro-needle cartridges

Treatment Area ; 17.5*17.5(mm)

Max Output ; 70watt

Main Usage ;
Required for higher thermal
effect at dermis/subcutaneous
tissues

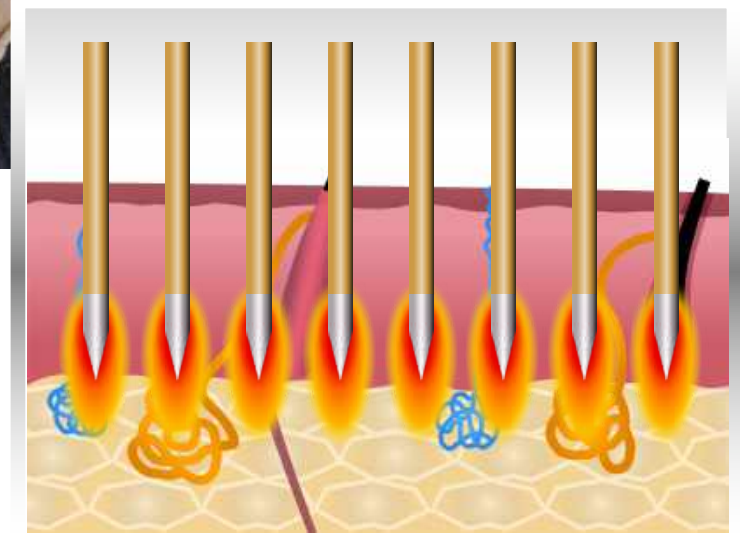
UNIQUE FEATURES OF Secret^{RF}

Optional

64 semi-insulated needle

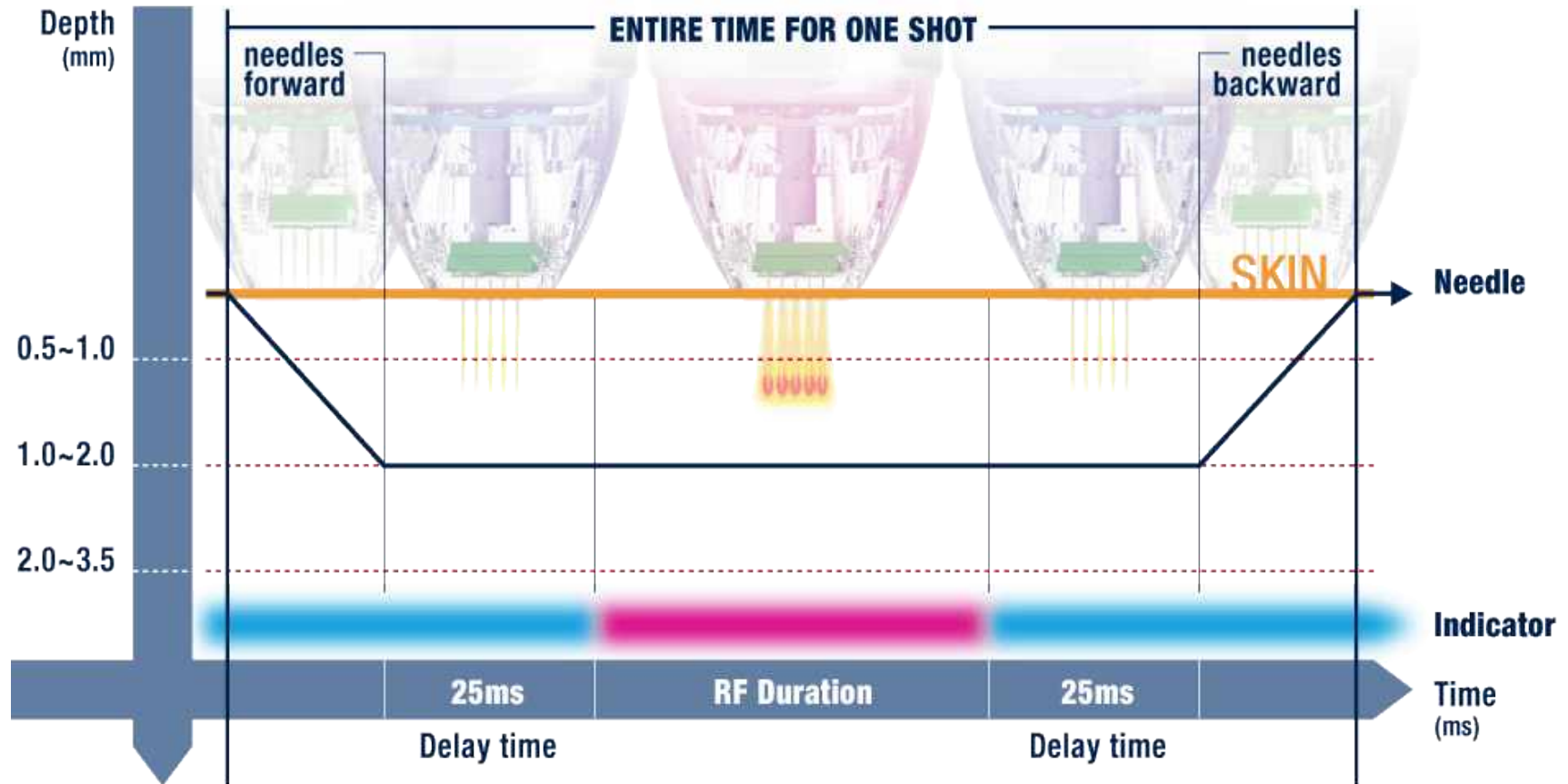
plus high speed bigger hand pc

Its bipolar radio frequency energy sent through the needles thermally denatures the tissue around the non-insulated area of the needle and deactivate the sweat glands by heat with minimum of down time.



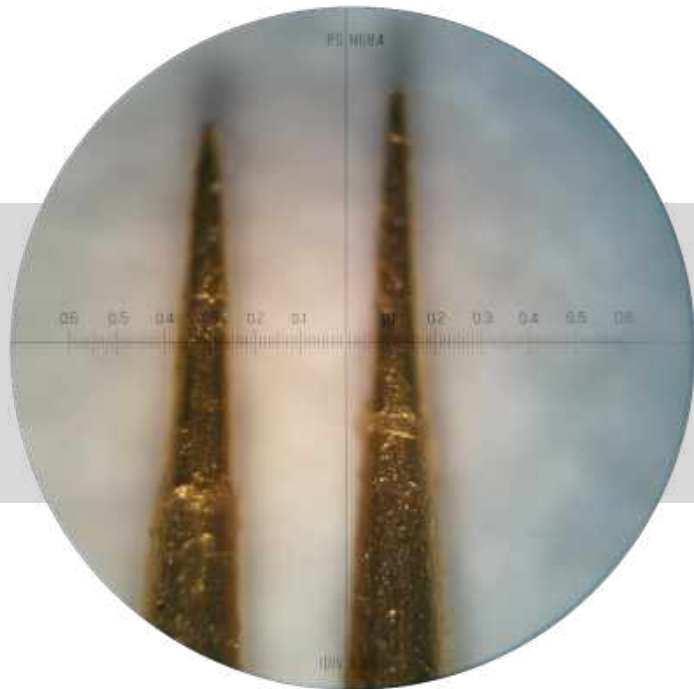
Semi-insulated 64 micro needle cartridge with its high-speed large hand pc will deliver a controlled amount of energy through minimally invasive micro needles that is precisely placed inside the skin.

PRECISE AND SAFE TREATMENT



Delay time and visual indicator are for patient safety functions that hold the needles in the final position till RF emission is completely done. Generally, this exclusive motion control technology offers maximum safety by preventing any unpredictable damage to skin surface during operation.

OTHER COMPETITOR'S



VS

Secret^{RF}



**Superior
Quality**

Based on its precision processing to differentiate from others the smooth and even surface of needle will help deliver the energy uniformly and avoid any unwanted damage on surrounding tissue.

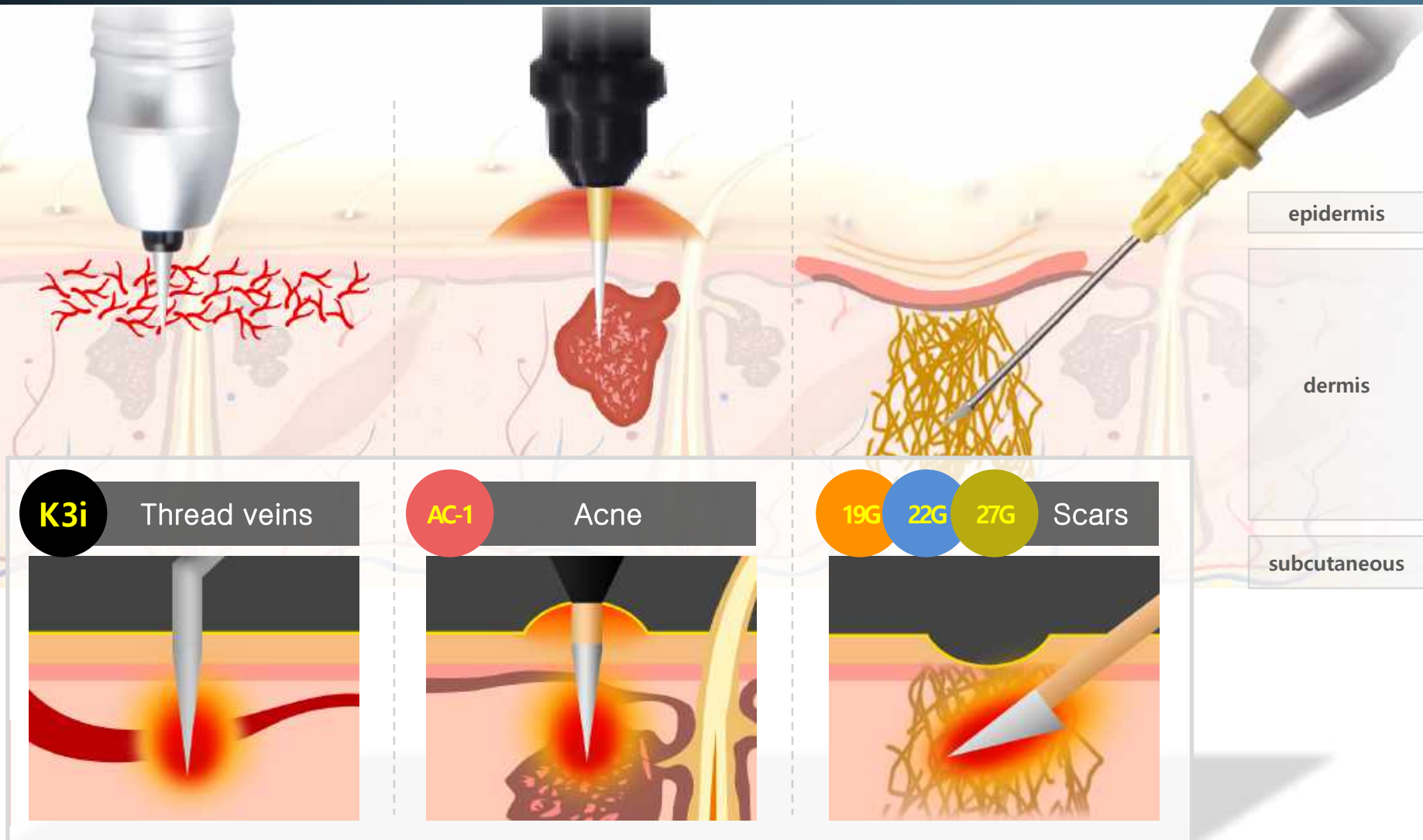
SmartCure™

SINGLE THERMO-COAGULATION TECHNOLOGY

SmartCure™ smart electro pen permits various thermo-coagulation techniques combining with single electrolysis needle and various nokor needles to treat a larger range of applications from thread veins, acne, wrinkles to depressed scars.

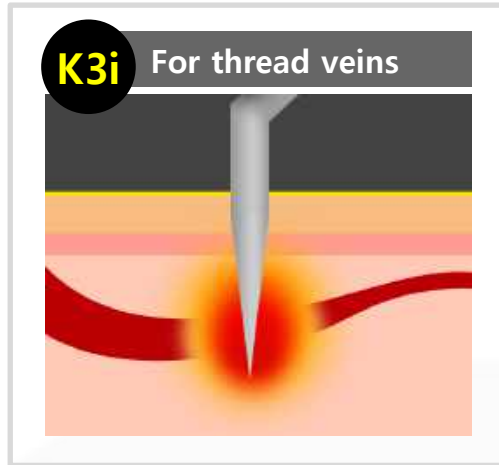
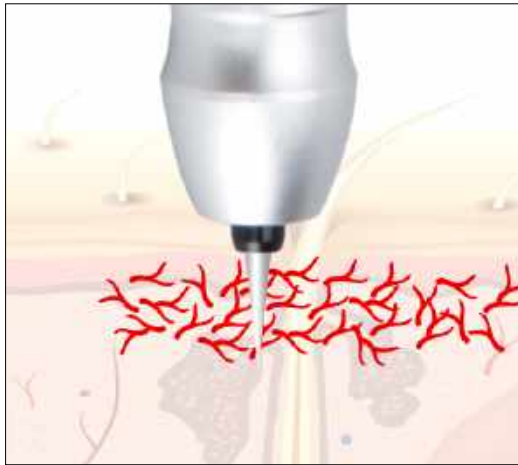


WHAT IS *New* SmartCure™?




SmartCure™, smart electro pen permits various thermo-coagulation techniques combining with single electrolysis needle and various nokor needles to treat a larger range of applications from thread veins, wrinkles to ice-peak scars.

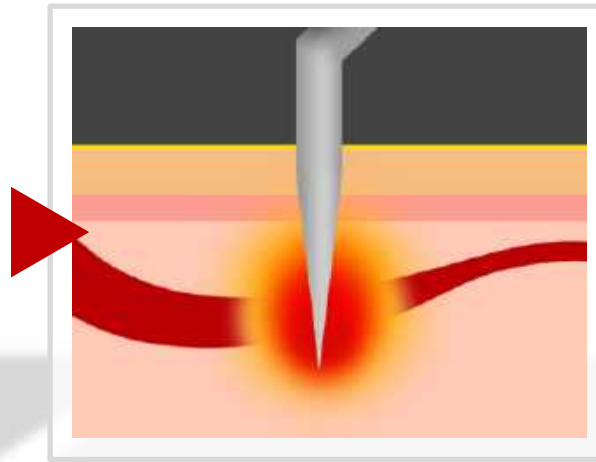
BENEFITS OF *New* K3i ?



Insulated single electrolysis needle (0.075mm), K3i can treat undesirable thread and spider veins by delivering the heating only to the target vein without risks of damage in the epidermis and surrounding tissue.



Undesirable veins are closed to the surface of the skin

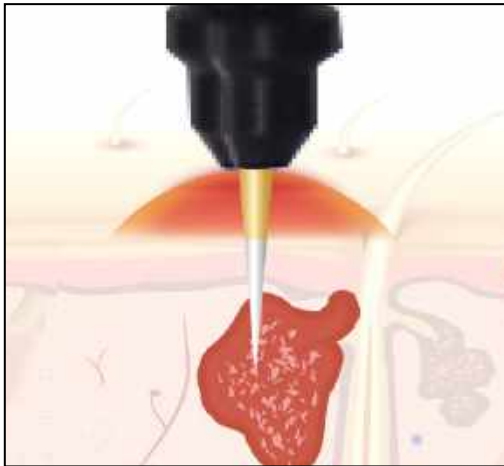


Insert the end of the single needles into the target area and make it coagulate



Block the blood vessel supplying nutrients and finally the undesirable vein will disappear

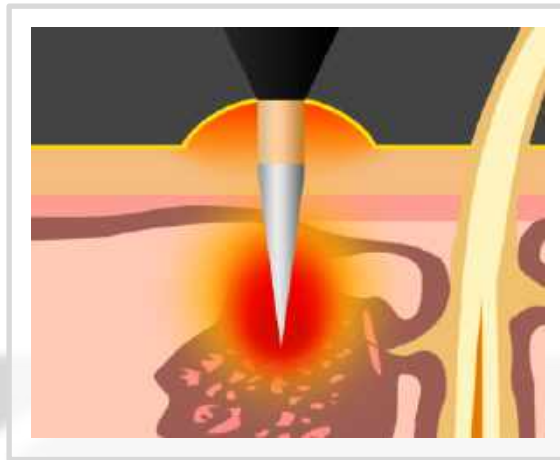
BENEFITS OF *New* AC-1




AC-1, insulated single needle is specially designed for treatment of acne and periorbital wrinkle. Its length of 1.5mm and insulated upper area can coagulate the sebaceous glands properly without damaging the epidermal layer.



Acne appears and it cause blackheads, whiteheads and pimples etc...



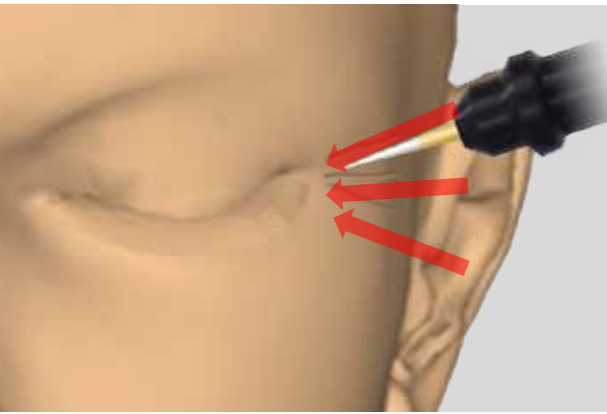
Penetrate the special acne needle and deliver the proper heating into the sebaceous gland



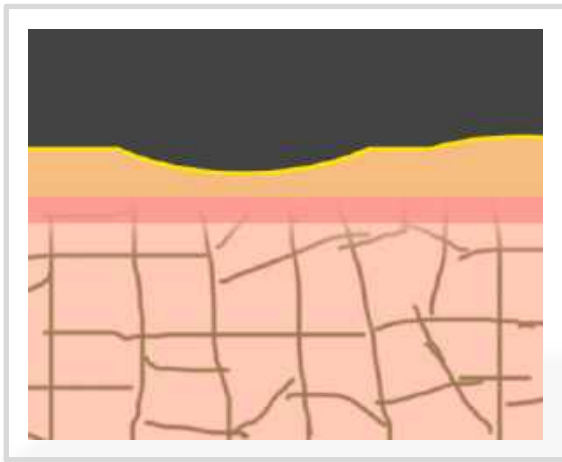
Finally get shrinking the sebaceous glands and improve the condition of acne

BENEFITS OF *New* AC-1

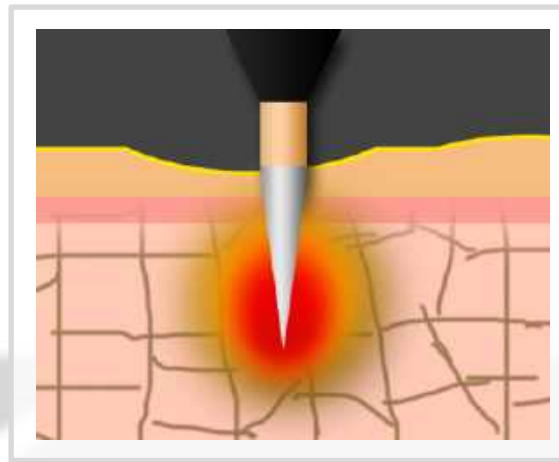
Undereye wrinkles



AC-1, insulated single needle will smoothly penetrate in the skin and generate the heating stimulation into the fibroblasts in order to improve wrinkles and skin texture by collagen regeneration and rearrangement.



Wrinkle caused by collapse of collagen

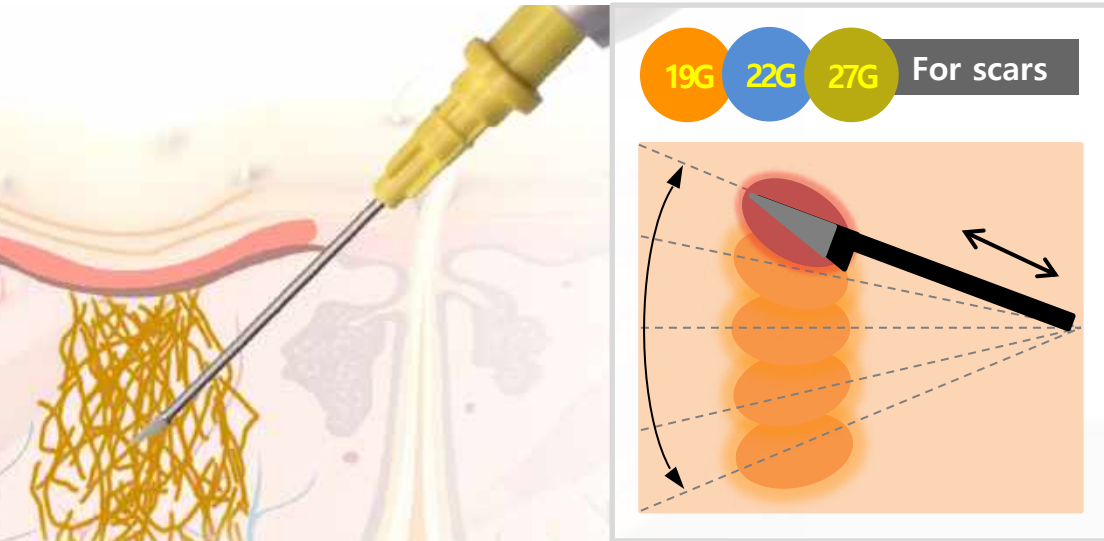


Delivering the thermo-stimulation into fibroblasts in order to create more collagen and elastin

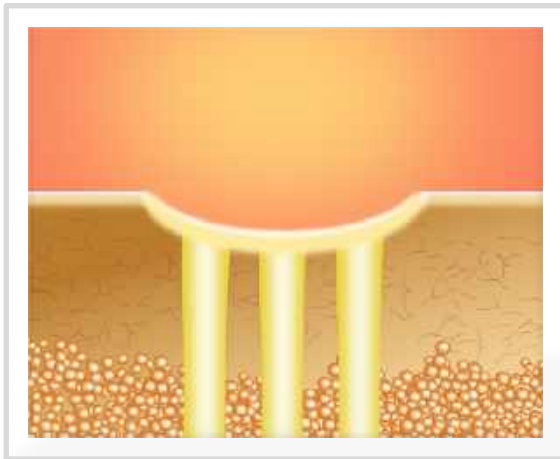


Improvement in wrinkles and skin texture by collagen regeneration and rearrangement

BENEFITS OF *New* Subcision



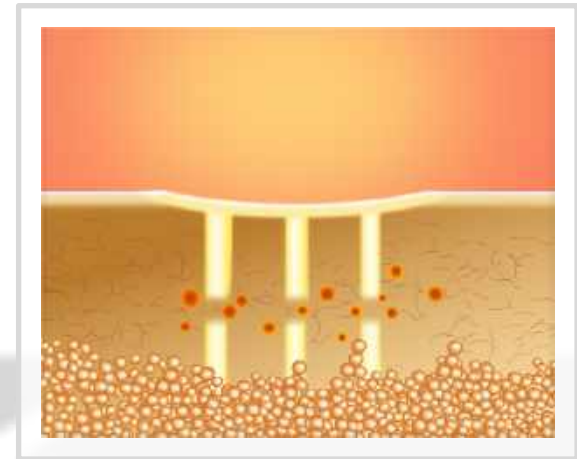
Subcision is one of the most common procedures a dermatologic surgeon performs the treatment for the depress scars caused by inflammatory acne. Its safe and easy technique combined with RF energy provides significant long-term improvement in scars by inserting a needle under the skin that is parallel to the skin surface and moving gently forth and back with RF thermo-coagulation between the dermis and subcutaneous tissue.



Depressed scars caused by inflammatory acne

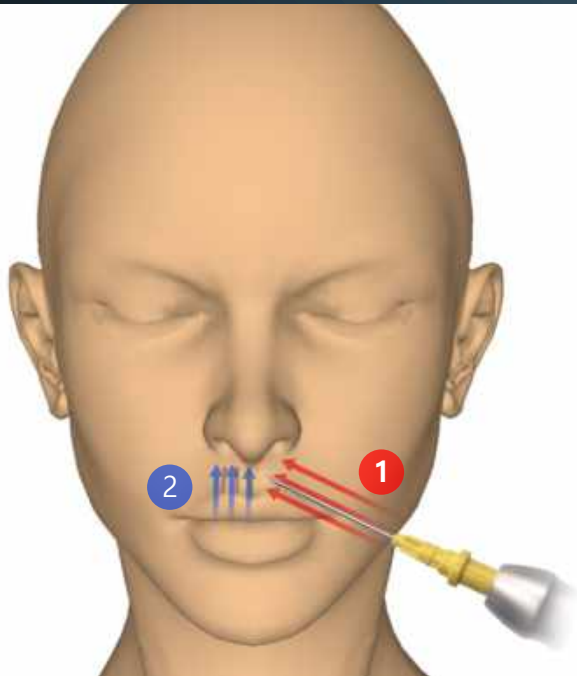


Insert a nokor needle into the deep dermis under the scar and emits the RF energy shot by shot



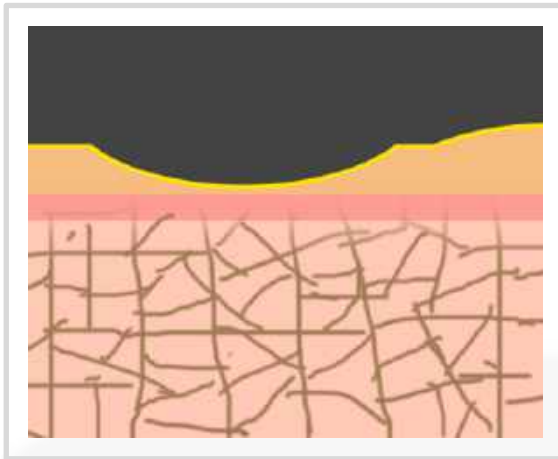
Releasing / breaking up fibrous bands at dermal leads to improve the scar by rearrangement

BENEFITS OF *New* Subcision

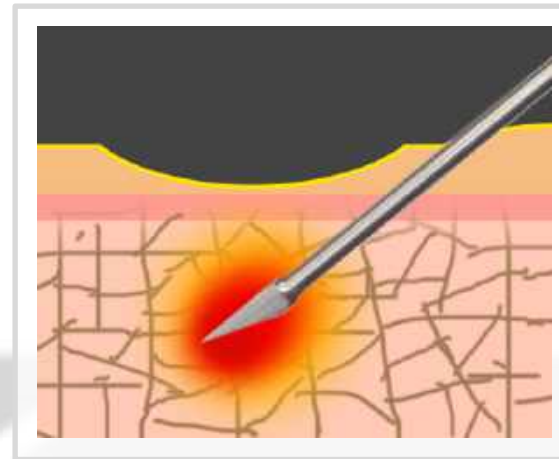


Nasolabial fold

Subcision technique can be safely used to improve the nasolabial fold commonly known as smile lines. Simply insert the 27G nokor needle under the skin that is parallel to the wrinkle line and emit each thermo-coagulation about 1 mm apart in order to stimulate the fibroblasts and finally improve the wrinkles by collagen rearrangement.



Wrinkle caused by collapse of collagen



Penetrate a 27G nokor needle into the skin and emit the RF energy to stimulate fibroblasts



Improvement in wrinkles and skin texture by collagen regeneration and rearrangement

TREATMENT INDICATIONS



Face Treatment

- Non-surgical Face Lifting
- Wrinkle Reduction
- Skin Tightening
- Skin Rejuvenation (Whitening)
- Pore Reduction
- Acne Scars
- Scars

Body Treatment

- Scars
- Hyperhidrosis
- Stretch Marks
- Spider Veins



- Thread vein
- Acne
- Depressed Scars

TECHNICAL SPECIFICATION

Model	SECRET RF, MICRO-NEEDLE FRACTIONAL RF SYSTEM		
Applied Energy	Micro-needle electrode	Intensity	0 – 100%, 10 step adjustable
		Radio Frequency	2MHz ± 20%
		Max. Power	25W (25pin cartridge) 70W (64pin cartridge)
	Mono polar electrode	Intensity	0 – 100 step, 1 step adjustable
		Radio Frequency	2MHz
		Max. Power	50W
Operating Mode	Micro-needle electrode	Single, 0.2s, 0.5s, 0.8s, 1s, 2s	
	Mono polar electrode	Continuous wave	
Micro-needle Composition	Needle Thickness	0.25mm	
	Disposable needle tip Metrix	25 electrode needles (5x5), standard	
		64 electrode needles (8x8), optional	
	Treatment area	1cm x 1cm 1.5cm x 1.5cm	
	Adjustable depth	0.5 ~ 3.5mm	
	Treatment Duration (RF emission)	50ms – 950ms	
MONO Polar RF	Round electrode	Φ15	
Operating method	Foot switch		
Display	10.1" color capacitive touchscreen (1.280*800)		
Dimension	(W)180 x (D)460 x (H)1,100mm		
Weight	30kgs		
Rated Voltage	100-240VAC, 50/60Hz, 220VA under		

Secret 

Result of Case Studies

THE RESULT OF CASE STUDIES

All clinical data by ilooda K0L is based on 25 non-insulated micro-needle cartridge

Dr. Juri Kirsten

Dermatologist, Clinic for Aesthetic Operative Dermatology and Anti-aging
Medicine, Berlin, Germany

- Wrinkle Reduction
- Skin Texture
- Pore Reduction
- Acne
- Scars

Jae-We Cho, M.D., PhD.

Department of Dermatology, Laser and Esthetic Center, Keimyung
University School of Medicine

- Stria Distensae
- Burn Scars





Before



45 days after 1st treatment

I DR. J. KIRSTEN | WRINKLE REDUCTION



Before



After 2nd treatment

I DR. J. KIRSTEN | SKIN TEXTURE & WRINKLE REDUCTION



Before



After 2nd treatment



Before



After 2nd treatment



Before



After 4th treatment



Before



After treatment



Before



After 2nd treatment



Before



After treatment



Before



After 3rd treatment



Michael Naouri, M.D.

Dermatology and Laser Center
International Laser Skin Center
Nogent sur Marne and Paris, France

Secret RF is efficacious in treating scars and photo-aging with the advantages of minimal post-treatment effects and very high patient satisfaction, in real-life clinical setting.



Dr. Adrian Lim

MBBS, FACP, FACD Dermatologist
and Vein Specialist
Royal North Shore Hospital Republic Cosmetic
Dermatology and Vein, Australia

Secret RF is the ultimate solution for acne scar repair working well on all skin colors with next to no down time.



Dr. Juri Kirsten

Dermatologist, Clinic for Aesthetic Operative
Dermatology and Anti-aging Medicine,
Berlin, Germany.

Secret RF has been shown to be very effective for a number of cosmetic indications including improvement of striae distensae and hyperhidrosis.

FAQ

How long does a single treatment take?

The topical anesthetic cream requires 20 to 30 minutes to take effect prior to treatment, and then the treatment takes 20 to 30 minutes, including aftercare. So, each session requires approx. 1 hour.

Is the treatment painful?

With the correct application of topical anesthesia, it is virtually painless. It is also possible to treat to a 1mm depth without topical anesthesia.

How long does it take to recover after treatment?

You may experience transient erythema on the treated areas for 3-4 hours initially. Occasionally, a fine scab will be formed by the skin - do not be concerned, this promotes the healing process.

What is the recommended treatment interval, and total number of sessions required?

The typical interval between sessions is once every 3 weeks. Most patients see excellent results following 4-5 treatments. This may vary according to your skin condition and your physician will be better able to assess and advise you of this.

Are there any precautions after treatment?

Avoid cleansing until after the erythema has resolved itself.. Cleanse your skin with cool water and dab or pat lightly with a towel. Avoid hot water. A suncream should be applied every day to protect your skin and you should limit sun exposure during the treatment course.