




BEAUTY IS AN ART, WE MADE IT A SCIENCE

FILLMED
LABORATOIRES

2006

TAKE OVER OF LABORATOIRES
FILORGA

BY DIDIER TABARY



A FAST INTERNATIONAL EXPANSION
65 COUNTRIES, 7500 POS



PREVENTION OF SKIN AGING



VITAMIN A

SO WHAT ARE RETINOIDS?

retinoid is the term used to describe a group of compounds that are derived from vitamin a.

WHAT IS RETINOL?

retinol and retin-a are both types of retinoids. but what's the difference between the two?

WHAT IS RETIN-A?

retin-a is actually the brand name for the medication tretinoin. retin-a is a synthetic form of vitamin a

retinol is a natural form of vitamin a.

retinol itself doesn't actually affect the skin directly. enzymes within the skin first must convert retinol into retinoic acid

this isn't an instantaneous process, though. the conversion process can take time. this includes the amount of retinol in the product

FILMED TIME BOOSTER 0.03% NON-ENCAPSULATED RETINOL – HIGHEST ALLOWED



- **0,3% retinol** → is pure acts (on the surface and in depth of the skin)
- **4% galacto-alfa** (plant polysaccharides) → "retinol-like" action regulates keratinocyte differentiation, improves cell renewal while stimulating collagen synthesis.
- **β carotene + tocopherol** (vitamin e) → recognized antioxidant properties. used in addition to retinol to protect its degradation and increase its effectiveness.
- **aloe vera + hyaluronic acid] 5%** → (low molecular weight) hyaluronic acid has moisturizing and regenerating action.



VITAMIN C

VITAMIN C IS WIDELY KNOWN FOR ITS ANTIOXIDANT BENEFITS FOR YOUR BODY BUT ALSO YOUR SKIN, BRILLIANTLY BOOSTING COLLAGEN WHILE HELPING TO TREAT UV EXPOSURE PHOTO-DAMAGE

What are the skincare benefits of vitamin C?

Vitamin C is a key anti-ageing skincare ingredient that helps to gently brighten and smooth your skin. It's one of the most powerful antioxidants and helps protect your skin against free radical damage caused by the environment

What are the different types of vitamin C?

There are several different types of vitamin C that are used in skincare products, including L-ascorbic acid, and the most powerful *Ascorbate Tetraisoalmitate*

Retinyl ascorbate has the most amount of scientific research surrounding its benefits and is deemed 'the king' of vitamin C. L-ascorbic acid boosts collagen production and smooths and firms skin, as well as fending off photo-ageing.

How should you use vitamin C?

To protect your skin from UV damage and environmental aggressors, vitamin C is more commonly recommended for your morning regime

FILMED BRIGHT BOOSTER



- **Vitamin C** (Ascorbate Tetraisoalmitate) → Ultra-stabilized vitamin C, the most stable and powerful on the market. Vitamin C is released gradually to stimulate the synthesis of collagen, to prevent pigmentation and to illuminate the complexion
- **Superoxide dismutase** → Enzyme naturally present in the skin that acts on cellular detoxification. Recognized as the most efficient and indispensable enzymatic system for *cell life*



VITAMIN E

VITAMIN E IS ONE OF THE MOST POWERFUL ANTIOXIDANTS. IT IS ALSO IMPORTANT FOR MAINTAINING HEALTHY SKIN, HAIR AND EYES, AS WELL AS THE IMMUNE SYSTEM

VITAMIN E HAS BEEN SHOWN TO PROTECT THE BODY AGAINST OXIDATIVE STRESS – THE DAMAGE CAUSED BY COMPOUNDS KNOWN AS 'FREE RADICALS'.

WHAT DOES VITAMIN E DO?

vitamin e also helps to widen blood vessels and keeps blood from clotting. it plays a role in anti-inflammatory processes and has an immune-enhancing activity

some people use vitamin e for treating and preventing diseases of the heart and blood vessels including hardening of the arteries, heart attack, chest pain, leg pain due to blocked arteries, and high blood pressure

FILMED HYDRA-BOOSTER



- **2,5% HYALURONIC ACID (2% HMW + 0,5% VLMW)** → (low molecular weight) moisturizing and regenerative action. (very low molecular weight) penetrates deep into the skin to stimulate the endogenous synthesis of hyaluronic acid, so a deep repumping action.
- **0,5% CERAMIDES** → contributes to the creation of the lipid barrier by restoring the hydrolipidic film and the skin barrier. avoids the natural evaporation of water from the skin to maintain the level of hydration



Class	Component	
Vitamins	Vitamin A (retinol), Vitamin C, (ascorbic acid), Vitamin E (tocopherol) Vitamin B1,2,3,5,6,8,9,10,12	A vitamin is an organic molecule which is an essential micronutrient that an organism needs in small quantities for the proper functioning of its metabolism
Minerals	Calcium chloride, Potassium chloride, Magnesium sulphate, Sodium acetate, Sodium chloride, Sodium dihydrogen phosphate	Minerals are part of every living cell of the body and they work together to build and regulate a multitude of bodily functions. They are basically the spark plugs that keep our engines running
Amino Acids	Alanine, Arginine, Asparagine, Aspartic Acid, Cystine, Glutamine, Glutamic Acid, Glycin, Histidine, Hydrosyproline, Isoleucine, Leucine, Lysine, Methionine, Ornithine, Phenylalanine, Proline, Serine, Taurine, Threonine, Tryptophan, Tyrosine, Valine	Protein plays a crucial role in almost all biological processes and amino acids are the building blocks of it. A large proportion of our cells, muscles and tissue is made up of amino acids, meaning they carry out many important bodily functions, such as giving cells their structure
Nucleosides	Deoxyadenosine, Deoxycytidine, Deoxyguanosine, Deoxythymidine, Methylcytosine	Five nucleosides are necessary to replicate DNA for fibroblast fission and RNA generation in the process of protein synthesis
Co-enzymes	TPP, CoA, FAD, NAD, NADP, UPT	A cell is able to synthesize the majority of these coenzymes independently using vitamins. However, since a cell will have to spend a considerable amount of its own substrates and energy at the initial stages of synthesis, it is useful to include ready-made primary coenzymes in a formula to make fibroblast metabolism easier.
Other Antioxidants	Glutathione	glutathione ranks among the most efficient endogenous antioxidants. Glutathione enzymes neutralize free formed as a result of an uncontrolled oxidation process. Premature cell aging and apoptosis are very closely related with a reduction in glutathione intracellular concentration
Hyaluronic Acid	Non-reticulated sodium hyaluronate	Hyaluronic acid can accumulate and retain 1,000 times its weight in water. It also has anti-inflammatory, antibacterial, antifungal, and antioxidant properties. In aged skin, hyaluronic acid production by fibroblasts is attenuated. Hyaluronic acid alone, or combined with vitamin cocktails), has been shown to maintain human skin fibroblast cell proliferation

PEEL HISTORY – WHERE DID THEY COME FROM?



The ancient Egyptians used animal oils, salt, alabaster and sour milk to improve their skin. Lactic acid an alpha hydroxy acid was the active ingredient in sour milk



The Greeks and Romans used poultices containing mustard, sulphur and limestone



Pumice, Frankincense, myrrh and tree resins were used to lighten the skin and remove freckles and wrinkles
The turks used fire to singe the skin in an attempt to induce light exfoliation

Indian women mixed urine with pumice for skin rejuvenation



PEELS HISTORY

	History of Chemical Peels
16 th Century BC	The first reported peel treatments goes back to 3600BC and recorded in the Ebers Papyrus
1882	Salicylic Acid, TCA (trichloroacetic Acid), resorcinol and phenol were used to treat scars
1903 – 1952	Treatment techniques using phenol were published relating to facial scars
1946	Salicylic acid and visual occlusion methods was study, which intensified results
1970's	TCA peels become popular again
1974	Alpha-hydroxy acids are used laying the cornerstone for glycolic acid peels

EBERS PAPYRUS (1534 B.C)

- Found between the legs of a mummy in the Theben necropolis and then later was purchased by an Egyptologist George Ebers from an antique dealer at Luxor city.
- The most lengthy of the medical papyri. constitutes a huge roll of 20 meters long and 30 cm wide dealing mainly with internal medicine, concentrating on diseases of the stomach, anus, eye, skin, extremities and dental diseases as well as some anatomical and physiological data.
- Ebers papyrus includes 877 treatment recipes for different diseases and more than 400 drugs were described.





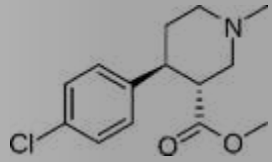
E-YOUTH PROTECT

vitamin e or tocopherol à a true protector of our body's cells. it is an anti-oxidant, anti-inflammatory and hydrating agent and blocks the action of free radicals on the skin thereby reducing cell damage from uv exposure

vitamin b3 or niacinamide à potent skin regenerator. it plays a major role in protecting and repairing dna. it also acts to regenerate essential molecules such as protein, collagen and fibroblasts



POLYHYDROXY BIONIC ACID – FILMED PEELS



Ingredients such as gluconolactone and lactobionic acid are types of polyhydroxy acid (PHA). Made up of larger molecules than traditional AHAs

PHAs are typically gentler on the skin, causing less irritation. Unlike some AHAs, which can dry out the skin, PHAs are ideal for sensitive or dry skin types.

Even very sensitive skin types can tolerate PHAs, including atopic and rosacea skin

BENEFITS:

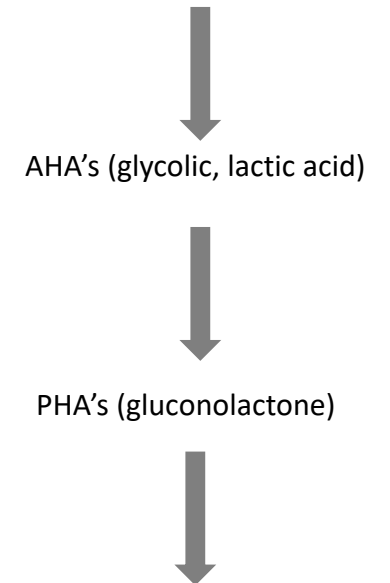
- Promote cell turnover
- Humectant effects
- Antioxidant effects
- Increased skin barrier function
- Skin clarity and brightness
- Reduce flare-ups in inflammatory conditions



GLUCONOLACTONE LIPOPHILIC AND HYDROPHILIC

Gluconolactone is composed of multiple water-attracting hydroxyl groups, which hydrate the skin. According to a study featured in Dermatologic Surgery journal, Gluconolactone is capable of chelating metals and may also function by scavenging free radicals, thereby protecting skin from some of the damaging effects of UV radiation

Evolution of Hydroxyacids




Polyhydroxy Bionic Acids (lactobionic acid)





SIMPLY PUT

- MESOTHERAPY
- BIOREVITALIZATION
- PEELS
- CRYOTHERAPY



**OVER THREE THOUSAND OF YEARS OF HISTORY,
RESEARCH AND DEVELOPMENT**

WHAT MORE PROOF OF THEIR EFFECTIVENESS COULD YOU ASK FOR?

SHARE THIS WITH YOUR CLIENTS



SKIN PERFUSION

PRODUCT KNOWLEDGE

SKIN PERFUSION POSITIONING

HIGH-GRADE COSMECEUTIC



SKIN PERFUSION

THE EXPERT OF SKIN AGEING AND SKIN QUALITY

- PHYSICIAN DISPENSED COSMECEUTICS
- HIGH PERFORMANCE & PREMIUM ANTI-AGEING SOLUTIONS
- DESIGNED TO ACT IN SYNERGY WITH THE MEDICAL PROCEDURES
- IN ORDER TO COMPLETE A HOLISTIC APPROACH OF SKIN QUALITY w/ TAILOR-MADE PROTOCOLS



SKIN PERFUSION USP HIGH-GRADE COSMECEUTIC

COSMECEUTIC EFFICIENCY COMBINED WITH COSMETIC SENSORIALITY

Ultra-sensory textures, subtle scent for a better compliance

Airless products for a better preservation of ingredients

In office (professional) and at home (retail) products for integrated treatments



SKIN PERFUSION – WHAT MAKES IT DIFFERENT?



The expert of skin ageing and skin quality

- Filled by Filorga comes from medicine
- Over 40 years of research and development
- Skin Perfusion came from this medical research
- Ongoing consistent trials
- The best active ingredients, proven!
- Owning their own factory producing Hyaluronic Acid
- In clinic and home treatments for
- Tailor-made prescriptions based on the mix 'n match principle
- designed to maintain and enhance the results of cosmetic procedures



PRODUCTS FOR HOME USE



STEP 1
PREPARE



STEP 2
EXFOLIATE



STEP 3
CORRECT
LONG TERM / SHORT TERM



STEP 4
ASSIMILATE



STEP 5
REGENERATE



STEP 6
PROTECT



SKIN PERFUSION RANGE

INTENSIVE TREATMENT

TO PREPARE AND ACCOMPANY AESTHETIC PROCEDURES

PRE-TREATMENT : PREPARE & EXFOLIATE

PERFECTING SOLUTION
GLYCOPEEL MASK



POST-TREATMENT : SOOTHE & REPAIR

B3-RECOVERY CREAM
E-YOUTH PROTECT
HYALURONIC YOUTH MASK



BOOSTERS : INTENSIVE TREATMENT

HYDRA-BOOSTER
TIME-BOOSTER
LIFT-BOOSTER
BRIGHT-BOOSTER
BALANCE-BOOSTER



DAILY ROUTINE

TO MAINTAIN THE RESULTS OF AESTHETIC PROCEDURES

CLEANSERS

MICELLAR WATER
CLEANSING OIL
EXFOLIATING CREAM



GLOBAL ANTI-AGEING

5 HP YOUTH CREAM
6 HP YOUTH CREAM
HXR-EYE CREAM
GR-YOUTH MASK
NOURISHING BODY BALM



TARGETED SERUMS

HAB5-HYDRA SERUM
RE-TIME SERUM
AA-LIFT SERUM
P-BRIGHT SERUM
BD-BALANCE SERUM
C-LIGHT SERUM



SKIN PERFUSION

FOR TAILOR-MADE SOLUTIONS

SKIN CONDITIONS x 3

NORMAL TO DRY

COMBINATION TO OILY

SENSITIVE

SKIN CONCERNS x 6

HYDRATION

WRINKLES

FIRMNESS

PIGMENTATION

BLEMISHES

RADIANCE





SKIN
PERFUSION

RETAIL RANGE

SKIN PERFUSION

RETAIL RANGE

DAILY ROUTINE

TO MAINTAIN THE RESULTS OF AESTHETIC PROCEDURES



CLEANSERS

MICELLAR WATER
CLEANSING OIL
EXFOLIATING CREAM



GLOBAL ANTI-AGEING

5-HP YOUTH CREAM
6-HP YOUTH CREAM
HXR-EYE CREAM
GR-YOUTH MASK
NOURISHING BODY BALM



TARGETED SERUMS

HAB5-HYDRA SERUM
RE-TIME SERUM
AA-LIFT SERUM
P-BRIGHT SERUM
BD-BALANCE SERUM
C-LIGHT SERUM



CLEANSER & MAKE UP REMOVER

- DAILY ROUTINE -

MAKE- UP REMOVING

CLEANSING OIL

Cleansing agents
Oil complex



MAKE- UP REMOVING

MICELLAR WATER

Gentle surfactants x3
Niacinamide
Moisturizing agents



MECHANICAL SCRUB

EXFOLIATING CREAM

Mineral micro-beads
Gentle surfactants



CLINICAL RESULTS

THE PERFECT ONE-STEP SOLUTION TO EFFECTIVELY REMOVE MAKE-UP & CLEANSE

■ MICELLAR WATER

NEW



95% Cleanses the skin gently*

86% Moisturizing effect*

80% Soothes sensations of overheating*

80% Instantly calms the skin*

*User test on 21 subjects – twice-daily application for 28 days, % of satisfaction



ANTI-AGEING SOLUTIONS

- DAILY ROUTINE -

NORMAL TO DRY SKIN

5HP YOUTH CREAM

Normal to dry

HA
Hydroxyproline
Pro-vitamin B5



COMBINATION SKIN

6HP YOUTH CREAM

Oily skin

HA
Hydroxyproline



EYES

HXR-EYE CREAM

HA
Hexylresorcinol
Peptide- Escin



HXR - EYE CREAM

360° REJUVENATION CREAM FOR EYES

■ HXR-EYE CREAM = BEST SELLER



INDICATION

Global regenerator for the eye contour - wrinkles, dark circles, puffiness, dehydration

ANTI-GLYCATING

→ Hexylresorcinol 0.1% - combat all the causes of coloured circles

DECONTRACTING DRAINING

→ Arg – Lys Peptide - smooth lines around the eyes

→ Escin 0.5% diminish puffiness and dark circles

USE

Apply mornings and/or evenings to the eye contour

Nutritious lifting texture



6 SERUMS MIXABLE FOR A CUSTOMISED RESPONSE

- DAILY ROUTINE -

WRINKLES

RE-TIME SERUM

- Retinol
- Hyaluronic acid



HYDRATATION

HAB5-HYDRA SERUM

- Hyaluronic acid HMW
- Hyaluronic acid LMW
- Pro-Vitamin B5

FIRMNESS

AA-LIFT SERUM

- Collagen
- Elastin peptides

RADIANCE

C-LIGHT SERUM

- Phytic acid
- Vitamin C

DARK SPOTS

P-BRIGHT SERUM

- Vitamin C
- Vitamin H
- Hexylresorcinol

BLEMISHES

BD-BALANCE SERUM

- Salicylic acid
- Zinc
- Boldo extract (beta-HDB3)



HAB5-HYDRA SERUM

Hyaluronic acid + vitamin B5

THE MOISTURE PERFUSION SERUM

■ HAB5-HYDRA SERUM



INDICATION

Dehydrated skin, wrinkles due to dehydration

HYDRATION REGULATION

→ Pro-Vitamin B5 1% - protects

→ Hyaluronic acid x2 (high, low) 0.6%– moisturise

→ Tamarin – hyaluronic acid like

DYNAMIC HYDRATING EFFECT

→ Erythritol + Homarine - improves the capture of water

USE

Apply mornings and/or evenings before the cream

Ultra-hydrating texture



TIME SERUM

“RETINOL-LIKE EFFECT” SERUM

■ RE-TIME SERUM



RE-TIME SERUM

Retinol

INDICATION

All types of wrinkles – Contraction wrinkles, dehydration wrinkles, deep wrinkles

GLOBAL ANTI WRINKLE PLUMPING

- Vitamin A 0.1%- keratolytic, stimulate fibroblasts
- Hyaluronic acid 0.5%– fills all types of wrinkles

DECONTRACTING REGENERATING

- **Arg – Lys peptide** – “botox-like”
- **Wakame 14G** - densify the extracellular matrix

USE

Apply mornings and/or evenings before the cream
Fluid texture gel with stretch effect



AA-LIFT SERUM

Amino acid

“LIFT INTENSE” SERUM

■ AA-LIFT SERUM



INDICATION

Loss of elasticity. Drawn features,

FIRMNESS

→ Collagen - elasticity and regeneration
→ Xylose - anti-glycation

} 2%

ELASTICITY

→ Elastin peptide - elastin synthesis

LIFTING EFFECT

→ Sorgho juice - tensing effect

USE

Apply mornings and/or evenings before the cream

Fluid lifting texture



P-BRIGHT SERUM

Phytic acid

ABSOLUTE "SPOT REMOVER" SERUM

■ P-BRIGHT SERUM



INDICATION

Hyperpigmentation, uniformity and complexion radiance

PEELING

→ Phytic acid 1.5% - treat pigmentation disorders

DETOXIFYING

→ Vitamin C 2% - antioxidant

REDUCE DARK SPOTS

→ Arabino-xyloses β 1-4 – fades dark spots

EXFOLIATING

→ Papain-carbomer – unifying and radiance booster

USE

Apply mornings and/or evenings before the cream

Unifying fluid texture



C-LIGHT SERUM

Vitamin C

ILLUMINATING RADIANCE SERUM

■ C-LIGHT SERUM



INDICATION

Dull, tired skin

REINFORCED PROTECTION → Vitamin H 0.1% – boosts cell growth

ILLUMINATING

→ Vitamin C 2%–revives tired features

ANTIOXIDANT

→ Hexylresorcinol-14 Polyphenol - improves skin radiance

USE

Apply mornings and/or evenings before the cream

Light texture



BD-BALANCE SERUM

PERFECT SKIN SERUM

■ BD-BALANCE SERUM



INDICATION

Combination to oily skin - Pores, unevenness, blemishes, shine

MATIFYING EXFOLIANT

→ Zinc 1% – regulates sebum
→ Salicylic acid grafted onto acacia polysaccharides –tightens pores

AUTO-PURIFIER

→ BETA -HBD3 boldo extract 2% - antibacterial

SEBUM ANTIOXIDANT

→ Vegetal extract of blackcurrant and raspberry leaves – prevent the appearance of new imperfections

USE

Apply mornings and/or evenings before the cream
Light mattifying texture



COMPLEMENTARY SKIN CARE

- DAILY ROUTINE -



PLUMPING

GR YOUTH MASK

Galactose-Rhamnose
Shea butter
Babassu oil

1 TO 2 TIMES/WEEK



BODY

NOURISHING BODY BALM

Gentle nourishing agents
Complex of nourishing oils



SKIN PERFUSION

INTENSIVE RETAIL RANGE

PRE-TREATMENT : PREPARE & EXFOLIATE

PERFECTING SOLUTION
GLYCOPEEL MASK



POST-TREATMENT : SOOTHE & REPAIR

B3-RECOVERY CREAM
E-YOUTH PROTECT
HYALURONIC YOUTH MASK



BOOSTERS : INTENSIVE TREATMENT

HYDRA-BOOSTER
TIME-BOOSTER
LIFT-BOOSTER
BRIGHT-BOOSTER
BALANCE-BOOSTER



INTENSIVE TREATMENT

TO PREPARE AND ACCOMPANY AESTHETIC PROCEDURES



PRE-TREATMENT - CHEMICAL EXFOLIATION

- INTENSIVE TREATMENT -



CHEMICAL EXFOLIATION

PERFECTING SOLUTION

Gluconolactone

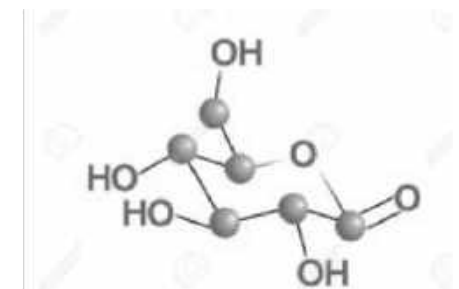
CHEMICAL EXFOLIATION

GLYCOPEEL MASK

Glycolic acid
Phytic acid
Soothing complex



1 TO 2 TIMES/WEEK



PERFECTING SOLUTION

DAILY SOLUTION FOR CLEAR SKIN

■ PERFECTING SOLUTION



INDICATION

Chemical exfoliation – All skin types

CHEMICAL EXFOLIATION → Gluconolactone 0.5% - keratolytic properties

USE

Apply every day mornings and/or evenings to clean skin before the day care

Can be used in preparation and/or following peels

Avoid sensitive areas (eyes and mucosal membranes)

If irritation occurs, space out the applications



GLYCOPEEL MASK

FOR AN INSTANT GLOW & A COMPLETE RENEWED COMPLEXION

■ GLYCOPEEL MASK

NEW



pH = 4,9

Low pH formula to preserve the strength of the Glycolic Acid for optimal efficacy on skin.

INDICATION

Imperfections, fine lines & wrinkles, dull complexion - All skin types

Ideal before a professional chemical peel

POWERFUL EXFOLIATION

à Glycolic acid 15% - most well-known and effective AHAs (remove dead cells, refine skin texture, reduce wrinkles)

EVEN COMPLEXION

à Phytic acid 2% - renowned melanin production inhibitor. Ensures complexion uniformity.

SOOTHING

à PovitaminB5 + Allantoin + Polysaccharide – Ensure comfort for sensitive skin

DUAL USE

For an instant glow, use once or twice weekly. Apply a thick layer to the face. Leave for 5 to 10 minutes. Rinse off with warm water.

To prepare the skin before a chemical peel, use twice a week for a month (this will initiate the exfoliation process and enhance results).

Use in conjunction E-YOUTH PROTECT.



POST-TREATMENT REPAIR & PROTECT

- INTENSIVE TREATMENT -

SKIN PROTECTION

E-YOUTH PROTECT


Vitamin E
Vitamin B3
Sarcosine



REPAIR POST-PROCEDURE

B3 RECOVERY CREAM

HA
Vitamin B3 + H-Urea
Plant complex



SOOTHE POST-PROCEDURE

HA YOUTH MASK

HA
Collagen
Aloe Vera



B3-RECOVERY CREAM

Vitamin B3

SOOTHING CREAM FOR IRRITATED SKIN

■ B3-RECOVERY CREAM



INDICATION

Soothing care – Ideal post-procedures

REGENERATING

→ Vitamin B3 1% + H-Urea 2%- strengthen the skin barrier

SOOTHING

→ Plant complex (brown algae, corn oil, mimosa and plankton extract) – anti-inflammatory properties, soothing

ANTI REDNESS

→ Mirabilis Jalapa extract + Rhamno-complex - improve skin resistance

USE

Apply repeatedly to the area needing treatment

Light cream-gel texture



E-YOUTH PROTECT

- E-YOUTH PROTECT



INDICATION

Daily protection – Anti-ageing, treats dark spots

ANTIOXYDANT
REGENERATING

à Vitamin E – reduce cellular damages
à Vitamin B3 - protect and repair

HYDRATING à SC-Complex –deep hydration

MATTIFYING à Sarcosin - controls shine for long-lasting mattifying effect

USE

Apply mornings repeat application as much as necessary during the day. Do not remain unprotected for too long even when using the e-youth protect product



HYALURONIC YOUTH MASK

HYDRA-SMOOTHING MASK

■ HYALURONIC YOUTH MASK



INDICATION

Fine lines - all skin types.

Ideal after aesthetic procedures

HYDRA-SMOOTHING

→ Hyaluronic acid - smoothes the appearance of dehydration wrinkles and plumps the skin

REGENERATING

→ Collagen – improves skin elasticity

SOOTHING

→ Aloe vera – nourishes the skin, restores comfort

USE

Open the sachet and unfold the mask. Remove the square white protective gauze, place this revealed side onto the face, starting at the top of the face.

Then gently peel off the blue protective layer. Leave on for 15-20 minutes. Remove and massage excess serum with the fingertips. Do not rinse. Repeat the application or twice a week.



CLINICAL RESULTS

HYDRA-SMOOTHING MASK

NEW

■ HYALURONIC YOUTH MASK

VISIBLE IMPROVEMENT IN HYDRATION, REPAIRING EFFECT & WRINKLES
POST-PEELING (D8)



-11% Transepidermal Water Loss (TEWL)

+27% Moisturizing effect (15mn)*

-13% Wrinkles depth & volume

→ IDEAL POST-PROCEDURE



5 TARGETED BOOSTERS

SHORT CURES MIXABLE FOR A CUSTOMISED RESPONSE

- INTENSIVE TREATMENT -

WRINKLES

TIME BOOSTER

RETINOL

BLEMISHES

BALANCE BOOSTER

ACIDS
SALYCILIC+ LACTIC



FIRMNESS

LIFT BOOSTER
PEPTIDES

HYDRATATION

HYDRA BOOSTER
HYALURONIC ACID

HOMOGENEITY

BRIGHT BOOSTER
ACIDS
GLYCOLIC + PHYTIC



SKIN PERFUSION CORRECTING BOOSTERS

OPTIMISING ALL PARAMETERS TO REACH OPTIMAL POTENCY

INNOVATIVE MIX & BOOST
TECHNOLOGY

INTEGRATED EXTAMPORANEOUS SYSTEM

HIGH GRADE &
HIGH CONCENTRATED INGREDIENTS

PEPTIDES-RETINOL – GLYCOLIC ACID – HYALURONIC
ACID – SALYCLIC ACID



2 SEPARATE PHASES FOR
100% FRESH FORMULA

1 BOTTLE = 10 DAY TREATMENT
1 APPLICATION = 1 PUMP



HYDRA BOOSTER

HYDRATES & PLUMPS THE SKIN

■ HYDRA-BOOSTER



HYDRA-BOOSTER

Hyaluronic acid

INDICATION

Dehydrated skin and fine lines

REPLUMPING → 2,5% hyaluronic acid (2% HMW + 0,5% VLMW) - enhances hydration and hyaluronic acid synthesis

MOISTURE → 0,5% ceramides – maintains the moisture balance

USE

Morning and/or evening before the cream

Plumping gel texture



HYDRA BOOSTER

- HYDRA-BOOSTER



CLINICAL RESULTS

VISIBLE RESULTS IN 3 WEEKS

Eye outline



+15.5%
HYDRATION⁽¹⁾

93%
Skin rebounds better⁽²⁾

93%
Long duration hydration⁽²⁾



TIME BOOSTER

SMOOTH WRINKLES & FINE LINES / IMPROVE SKIN TONE & COMPLEXION

■ TIME-BOOSTER



TIME-BOOSTER

Retinol

INDICATION

All types of wrinkles

ANTI-WRINKLES

→ 0,3% retinol - smoothes wrinkles

→ 4% galacto-alfa - retinol-like

ANTIOXIDANT

→ tocopherol + β carotene – preserves retinol

HYDRATION

→ 5% aloe Vera + hyaluronic acid – soothes

USE

Only in the evening before the cream

Smoothing oil-gel texture



TIME BOOSTER

SMOOTH WRINKLES & FINE LINES / IMPROVE SKIN TONE & COMPLEXION

■ TIME-BOOSTER



CLINICAL RESULTS

VISIBLE RESULTS FROM 6 WEEKS

On Crow's feet



-37.8%
AVERAGE WRINKLE DEPTH⁽³⁾

83%
Skin more smooth⁽⁴⁾

75%
Immediate smoothing effect⁽⁴⁾



LIFT BOOSTER

IMPROVES ELASTICITY, FIRMNESS / LIFTING EFFECT

■ LIFT-BOOSTER



LIFT-BOOSTER

Peptide complex

INDICATION

Skin slackening, lack of tonus, facial contour

FIRMNESS

→ 5% elastin peptide- stimulates elastin synthesis

→ 1,5% collagen peptide – stimulates collagen synthesis

ANTIOXIDANT

→ 1% Resveratrol – powerful antioxidant

USE

Only in the evening before the cream

Lifting gel texture



LIFT BOOSTER

IMPROVES ELASTICITY, FIRMNESS / LIFTING EFFECT

- LIFT-BOOSTER



CLINICAL RESULTS

IMMEDIATE LONG LASTING RESULTS

Oval region of the face



+15.2%
SKIN DENSITY⁽⁵⁾

86%
Long-lasting firming effect⁽⁶⁾

73%
Immediate lift effect⁽⁶⁾



BRIGHT BOOSTER

IMPROVES BRIGHTNESS, HOMOGENEITY & DIMINISHES DARK SPOTS

■ BRIGHT-BOOSTER



BRIGHT-BOOSTER

Glycolic & phytic acid

INDICATION

Dark spots, evenness

DARK SPOT

→ 2,5% phytic acid – evens the complexion

→ 1% hexylresorcinol- inhibits melanin synthesis

RESURFACING

→ 10% glycolic acid - exfoliates

USE

Only in the evening before the cream

Unifying gel texture



BRIGHT BOOSTER

IMPROVES BRIGHTNESS, HOMOGENEITY & DIMINISHES DARK SPOTS

■ BRIGHT-BOOSTER



CLINICAL RESULTS

RESULTS AT 6 AND 9 WEEKS

Eye outline



+40.7%

CONSISTENCY OF COMPLEXION⁽⁷⁾

92%

Skin more luminous⁽⁸⁾

84%

Brightening effect⁽¹⁰⁾



BALANCE BOOSTER

REDUCES IMPERFECTIONS, PURIFIES AND MATTIFYING EFFECT

■ BALANCE-BOOSTER



BALANCE-BOOSTER

Salicylic acid – Lactic acid

INDICATION

Blemishes, breakouts, pores

SEBOREGULATOR → 3,5% zinc gluconate – astringent, mattifying effect

RESURFACING → 2,4% lactic acid – promotes dead skin cells elimination
→ 2% salicylic acid – gentle exfoliant

USE

Only in the evening before the cream

Mattifying gel texture



BALANCE BOOSTER

REDUCES IMPERFECTIONS, PURIFIES AND MATTIFYING EFFECT

■ BALANCE-BOOSTER



CLINICAL RESULTS

VISIBLE RESULTS FROM 3 WEEKS

Cheek



-37.4%
PORE SIZE⁽⁹⁾

100%
Mattifying effect⁽¹⁰⁾

100%
Perfecting effect⁽¹⁰⁾





SKIN
PERFUSION

PROFESSIONAL RANGE

SKIN PERFUSION

MEDICAL BEAUTY FOR BEAUTY INSTITUTES AND MEDISPAS



COMBINED THERAPY APPLIED TO CABIN PROTOCOLS:

SKIN PERFUSION protocols are based on the association of techniques coming from AESTHETIC MEDICINE

PEELS

medical anti-ageing peel adapted to protocols in institutes




CRYOTHERAPY

Needlefree mesotherapy through low temperature



LUMINOTHERAPY

Photorejuvenation issued from medical expertise



To address specific skin concerns : hydration, wrinkles, firmness, radiance, blemishes, pigmentation



SKIN PERFUSION CRYOLED PROTOCOLS



LIGHT PEEL



CRYOLED



CRYO SERUM



CRYOLED : CRYO MODE

CRYOTHERAPY PROTOCOLS



THE FILLMED CRYOLED: CRYO MODE NEEDLE-FREE MESOTHERAPY

METHOD OF ACTION

Creation of stabilized constant electronic cold by the Peltier effect. Based on the principle of thermal shock, cryotherapy causes a rapid succession of vasoconstrictions and vasodilatations which promotes accelerated penetration of active ingredients through a pumping effect : a real needleless mesotherapy. It also acts on skin oxidation through its action on the microcirculation , optimizing cell metabolism.

THE FILLMED +

A product of medical research, Cryoled achieves the perfect symbiosis between the biostimulant effect of cryoplasty and the performance of the active ingredients. The probe, created specifically for FILLMED produces a very rapid drop of temperature down to -18°C. (64°F)

RESULTS

Lines are relaxed, fatigue marks are erased and the microrelief is smoothed. The complexion is radiant.



CRYOLED : LED MODE

PHOTOTHERAPY PROTOCOLS



THE FILLMED CRYOLED: LED MODE

METHOD OF ACTION

Delivers light waves to the heart of the skin. These waves then reach the mitochondria, the “cell energy centres”, where they are converted into energy (ATP) which is directly absorbed by cells.

Each wavelength penetrates the skin at different depth. Therefore the LEDs can act on several skin layers to treat specific issues.

THE FILLMED +

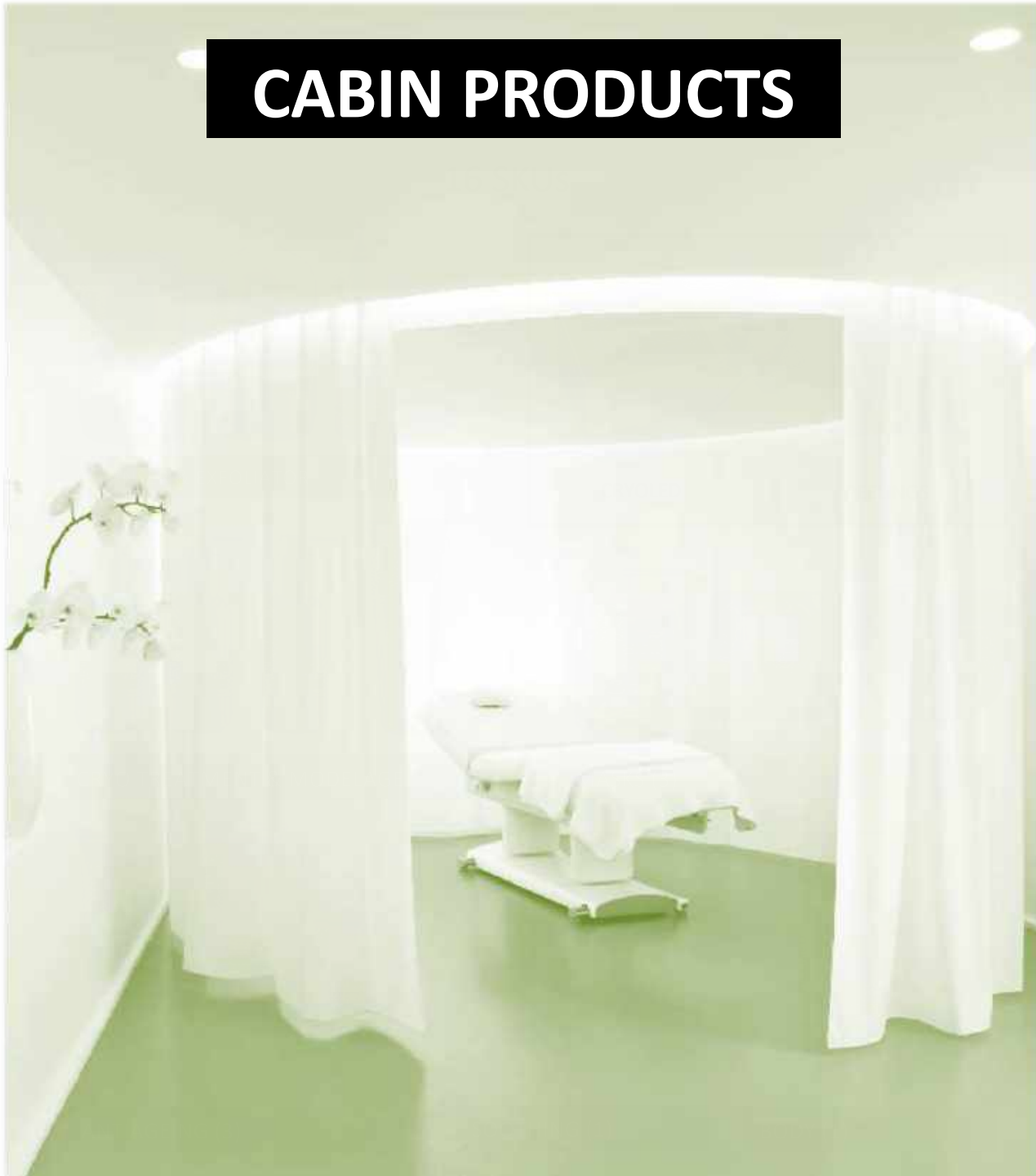
The CRYOLED allows tailor made LED programs through 4 colors, 20 latest generation LEDs and pulsed or continuous modes.

RESULTS

Stimulated at all layers, the skin is more energetic, collagen and elastin synthesis is boosted and the supporting tissue is reorganized. All cell functions are rebooted, to work at full strength.



CABIN PRODUCTS



RETAIL PRODUCTS



IN CABIN RANGE



STEP 1
PREPARE

STEP 2
EXFOLIATE

STEP 3
CORRECT

FACIAL
MASSAGE

STEP 4
ASSIMILATE

STEP 5
REGENERATE

STEP 6
PROTECT

+1

PROFESSIONAL
DEVICE
THE CRYOLED



SKIN PERFUSION

cabin protocols DESIGN



1. MAKE UP REMOVAL

3. PEELING

5. MASK

TO FAVOUR THE
EFFICACY OF THE
SERUMS



2. SKIN DIAGNOSTIC

4. CRYOLED TREATMENT

6. SPECIFIC
SKIN PERFUSION
PRESCRIPTION



FILLMED PEELS

ELIMINATES DEAD CELLS



FROM THE SKIN SURFACE FOR EVEN AND DEEP PENETRATION OF THE ACTIVE INGREDIENTS, OPTIMIZING VISIBLE RESULTS

Peels are DERMO COSMETIC treatments which involve applying an exfoliant solution containing gluconolactone + acid (glycolic, mandelic, etc.) in order to remove the upper layers of the epidermis and accelerate skin renewal.

THE FILLMED ADVANTAGE

A peel with gluconolactone for optimised efficacy and tolerance.


This molecule has a cyclised chemical structure for a keratolytic action, which is as effective as AHAs but better tolerated. Highly complete, it has many properties, including a sebo-regulating effect.




FILMED PEELS

A CUSTOMISED SOLUTION


100ML PEEL BOTTLE
+ Dispensing tube
+ Brush
+ Leaflet

LIGHT PEEL | 
FINE LINES
RADIANCE


SENSITIVE SKIN

 **PEEL COMPLEX 20%**
MANDELIC ACID
GLUCONOLACTONE
pH ≈ 3


PROFESSIONAL USE
(INSTITUTE) AND MEDICAL

TIME PEEL | 
WRINKLES
FIRMNESS


NORMAL SKIN

 **PEEL COMPLEX 50%**
GLYCOLIC ACID
GLUCONOLACTONE
pH ≈ 1

ONLY FOR
MEDICAL USE

BRIGHT PEEL | 
DARK SPOTS
RADIANCE

NORMAL SKIN

 **PEEL COMPLEX 50%**
PHYTIC, CITRIC
GLYCOLIC ACID
GLUCONOLACTONE
pH ≈ 1,5



FILLMED PEELS

A CUSTOMISED SOLUTION

LIGHT PEEL.

Indications: fine lines, dullness

pH≈3

20% Peeling complex:

Gluconolactone + Mandelic Acid



-39% FINE LINES⁽³⁾

97% IDEAL FOR SENSITIVE SKIN⁽³⁾

97% MORE RADIANT SKIN⁽³⁾

TIME PEEL.

Indications: wrinkles, sagginess

pH≈1,2

50% peeling complex:

Gluconolactone + Glycolic Acid



100% RADIANT COMPLEXION⁽¹⁾

91% SMOOTHER SKIN⁽¹⁾

85% FIRMER SKIN⁽¹⁾

BRIGHT PEEL.

Indications: age spots, uneven skin

pH≈1,5

50% peeling complex:

Gluconolactone + Phytic Acid +
Citric Acid + Glycolic Acid



93% BRIGHTER SKIN⁽²⁾

78% EVEN COMPLEXION⁽²⁾

75% DARK SPOT REDUCED⁽²⁾



FILMED PEELS

STEP & APPLICATION



PRE PEEL

→ STEP 1
Prepare The skin

GLUCONOLACTONE
Prepare the skin by
lowering the PH

pH ≈ 4
Bottle 100ML



LIGHT PEEL

→ STEP 2
Application of the peeling
'3 minutes'

20% GLUCONOLACTONE +
MANDELIC ACID
Keratolitic action

pH ≈ 3
Bottle 100ML



POST PEEL

→ STEP 3
Neutralise

BICARBONATE OF SODA
Neutralise the acids action
DEXTRAN SULFATE
Soothes and decongests

pH ≈ 8
Bottle 100ML



SPECIFICS IN-OFFICE SERUMS

TO BE USED EITHER WITH THE CRYO OR LED PROBE

To respectively treat wrinkles, firmness, loss of radiance and dehydration.



HYDRA CRYO-SERUM → MOISTURE & RADIANCE

Hyaluronic acid - Used by injection for its hydrating properties and filling action
Collagen - Used in aesthetic medicine for its hydrating and firming properties

TIME CRYO-SERUM → WRINKLES

Galactomannans + oligosaccharides Matrix - Stimulates collagen synthesis, immediate and long lasting smoothing of even deep wrinkles

LIFT CRYO-SERUM → FIRMNESS

Marine DNA – Powerful skin regenerator which maintains firmness
Collagen - Used in aesthetic medicine for its hydrating and firming properties

☞→ In order to boost their efficacy, the serums are applied before the mask which will enhance active ingredients penetration



FILMED CRYOLED

FILLMED CRYOLED

-

THERMAL SHOCK

MICRO - CIRCULATION

-

BIO STIMULATION - CRYOPLASTY



CRYO

There are a variety of methods used in modern cosmetology utilizing the drainage and oxygenation effects on the skin. In this case, cryoplasty is chosen - a combination of local hardware hypothermia and special cosmetic gel-serums

The device used for aesthetic cryotherapy is the Cryolift III®, Laboratories Filorga, France (Registration Certificate for Medical Device No. RZN 2013/771)

The working surface of the device is a metal nozzle (with an area of 5 or 2.5 cm²), which reduces the skin temperature by a specified amount (from -10 to -18 C)

As a result of a stable low temperature delivered to the skin by conduction and convection, a so-called thermal (thermal) shock. This phenomenon, well studied by modern medicine, is accompanied by three effects: controlled

- **DERMOCRYOPHORESIS**

The thermal regulation of the dermis leads to a rapid succession of vasoconstriction and vasodilation

- **OXYGENATION**

Oxygen is essential to the health and maintenance of the cells

INDICATIONS FOR USE:

- Correction of age-related skin changes (wrinkles, atonia, atrophy)
- Intensive moisturizing of extremely dehydrated skin.
- Targeted prevention of photo-aging during excessive insolation (tourism, mountaineering, downhill skiing, etc.)
- Comprehensive treatment of erythroperopes
- "Stress" skin
- Degenerative changes in the skin during menopause and andropause
- Preparation for carrying out and rehabilitation after chemical peels, laser polishing, dermabrasion, plastic surgery



THERMAL SHOCK

The response of skin to the application of surface cooling is manifested primarily as a local vasoconstriction and reduced blood flow

Used to reduce the appearance of cellulite, fine lines and wrinkles by stimulating collagen and elastin production while tightening muscles

Collagen and elastane production is caused by the significantly increased micro circulation due to the thermal shock that is caused by the hot and cold

- Vasodilation during body heating
- Vasoconstriction during body cooling

VASODILATION IS THE ENLARGEMENT OF BLOOD VESSELS

It occurs when the muscles in the vessel walls relax

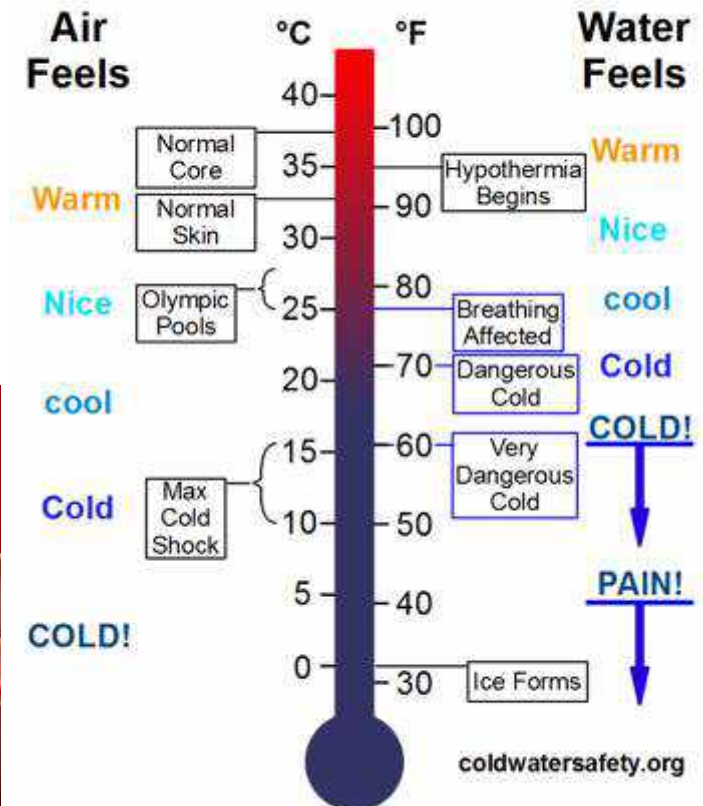
THE OPPOSITE OF VASODILATION IS VASOCONSTRICTION

It is a condition in which the blood vessels are narrowed down

In other words, a constricted vessel raises the blood pressure, while an enlarged one pulls the pressure down



Interesting Temperatures



BIO STIMULATION - CRYOPLASTY

WHAT IS BIOSTIMULATION?

Biostimulation is a technique that is very much used in the modern aesthetic medicine field. By the infusion on revitalising substances into the subcutaneous layer, it activates a process of bio-revitalisation on the treated tissues

Bio-revitalisation is a (type of mesotherapy) that introduces small doses of hyaluronic acid into the middle layers of the skin to activate intercellular processes. This improves cellular metabolism and deeply moisturises of the dermis. The quality of your skin will be improved from the inside out with Bio-revitalisation

WHAT IS CRYOPLASTY?

Cryoplasty is physiotherapeutic technique for reducing the signs of skin ageing, improving skin permeability and ensuring the transfer of active substances into the deep layers of the skin through the use of cold

- Controlled cooling which is applied to the skin
- Selection of the targeted zone (Cryoplasty can be applied either to smaller or larger areas of the skin)

ARE YOU A GOOD CANDIDATE FOR CRYOPLASTY PROCEDURE?

When selecting the best treatment based on existing indications and individual skin care needs, Cryoplasty may be applied for addressing different aesthetic defects.

- Prevention of stress damage to the skin
- Active prevention and treatment of skin ageing signs
- Treatment of oily and porous skin
- Optimisation of mesotherapy
- Skin preparation and rehabilitation before and or/after invasive aesthetic procedures.

WHICH SKIN LAYERS ARE AFFECTED BY THE PROCEDURE?

- Epidermis (skin surface)
- Papillary dermis
- Reticular region
- Hypodermis (top layers)
- Microcirculation
- Sensory nerve endings



CRYO BENEFITS

WHAT ARE THE BENEFITS OF CRYOPLASTY IF THE PROCEDURE IS PERFORMED USING CRYOLED

CRYOLED uses a modern thermoelectric effect, which is also called the Peltier effect. Based on stable temperature optimum method, it causes the temperature to drop quickly and evenly

HOW IS CRYOLED DIFFERENT FROM OTHER SIMILAR DEVICES USED IN COSMETOLOGY?

Only a special metal tip, which can cool down to -18°C , comes into contact with the skin. There is no direct effect of electric current on the skin, which allows using this method when other physiotherapeutic procedures are not permitted.

BENEFITS INCLUDE:

- Reduces inflammation
- Stimulation of the skin
- Improve & enhances circulation to the skins
- Smooths and tightens the skin
- Minimises the appearance of large pores
- Reduces facial redness
- Smooths out fine lines and wrinkles
- Used as a lymphatic massage
- Improves circulation in the skin – leaving a healthy glow

Because of vasoconstriction followed by vasodilation encourages microcirculation to increase in the treated areas. With regular use this will increase cellular turnover, bringing new cells to the skins surface, enhancing and improving the skins cellular quality



TREATMENT

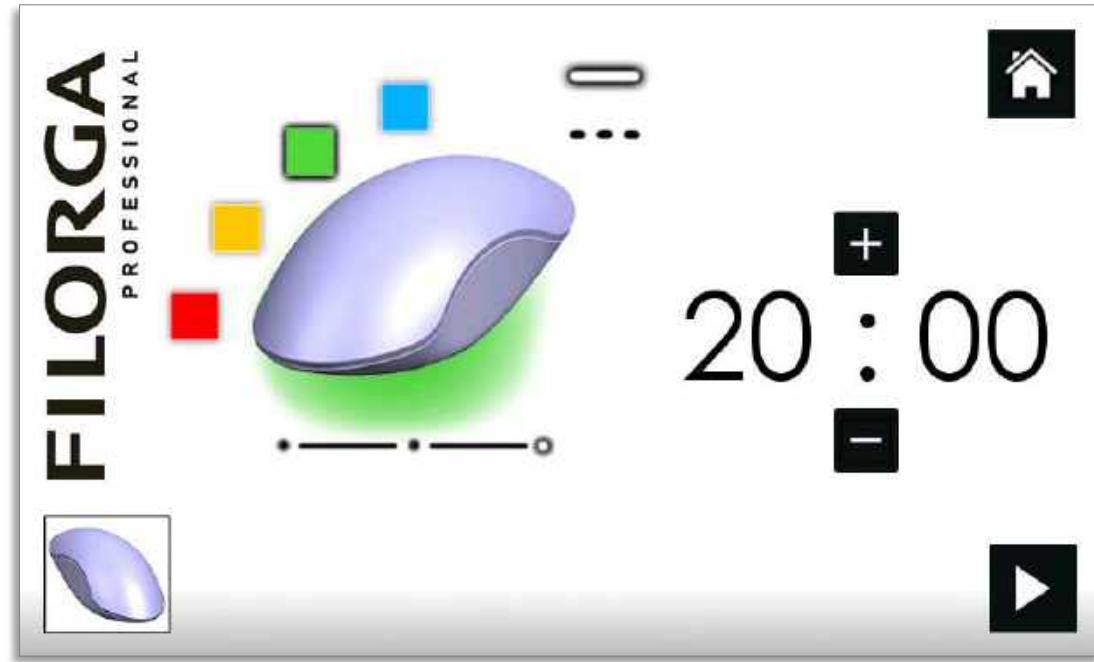
- The procedure of cryoplasty with **CRYOLED** is; a mixture of gels are applied to the skin and subsequent reciprocating movements of the handpiece in accordance with the location of muscle fibres and lymphatic vessels
- When performing lymphatic drainage massage of the face, it is necessary to take into account anatomical and topographic (location of lymph nodes and vessels)



- It is recommended to carry out a full cycle procedure first on one half of the face and then move on to the opposite half
- As a rule, the course of procedures 1-2 times a week for 6 weeks
- If necessary, it can be used as a one-time procedure (from 30 to 60 minutes) to improve the appearance and condition of the face
- Vasoconstriction and vasodilation of the capillaries constantly alternate with each other, creating a pumping effect in the skin
- Vasoconstriction and vasodilation increases skin permeability to the product components and contributes to a better distribution in the skin of the active ingredients of cosmetic serum gels selected depending on the needs of the skin
- **In this case, the product Skin Perfusion Gel Serum is selected, similar in composition to the NCTF 135[®] mesotherapy cocktail from the Filorga Laboratories, containing 59 active ingredients from 6 classes of compounds, including the membrane protector inositol, histidine antioxidants and Hyaluronic acid**



LED



LIGHT EMITTING DIODE (led)

"LED stands for Light Emitting Diode, which is a computer chip encased in a glass-like resin, which emits therapeutic wavelengths (or colours) of light energy

"If the therapeutic light energy is in the correct wavelength, the cells in the dermis layer of skin will convert that light energy into ATP (adenosine triphosphate), which is the fuel that the cell uses to do its job

HOW DOES LED LIGHT THERAPY WORK?

Our skin has the ability to absorb light and use it as a source of energy to stimulate a healing response.

LED therapy uses specific colour wavelengths of light that penetrate the skin at varying depths. The light works to energise cells in the skin to produce collagen, improve elasticity and increase blood circulation and oxygen flow while releasing toxins.

WHEN WILL I SEE RESULTS?

The number of treatments you will need can vary with skin type and condition. One session is an ideal 'pick me up' for the skin. A course of treatment is recommended for long term results

WILL LED LIGHT THERAPY WORK FOR ME?

The treatment is a gentle, heat free treatment that is clinically proven to be safe for all skin types, colours and conditions. So the treatment will work for you

IN COSMETOLOGY, LED IS USED FOR:

- Elimination of inflammation (erythema, edema)
- Prevention of hypertrophic scars and post-inflammatory hyperpigmentation
- Accelerate the healing of skin lesions
- Ensure antimicrobial effects
- Correction of alopecia, fibro-sclerotic panniculopathy and involutive changes of varying severity, etc.

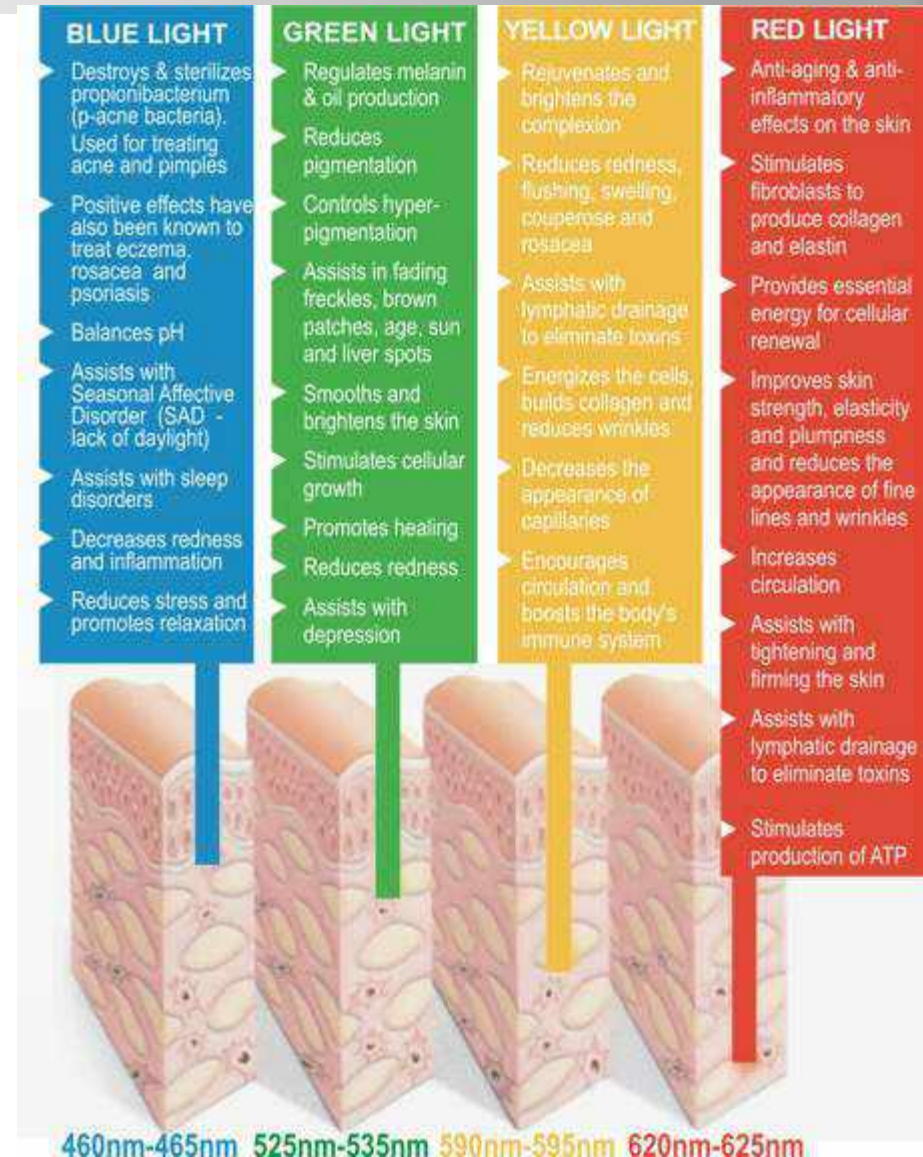
The use of LED radiation does not cause allergic and toxic complications; photodermatitis (porphyria) is a contraindication to use



LIGHT EMITTING DIODE

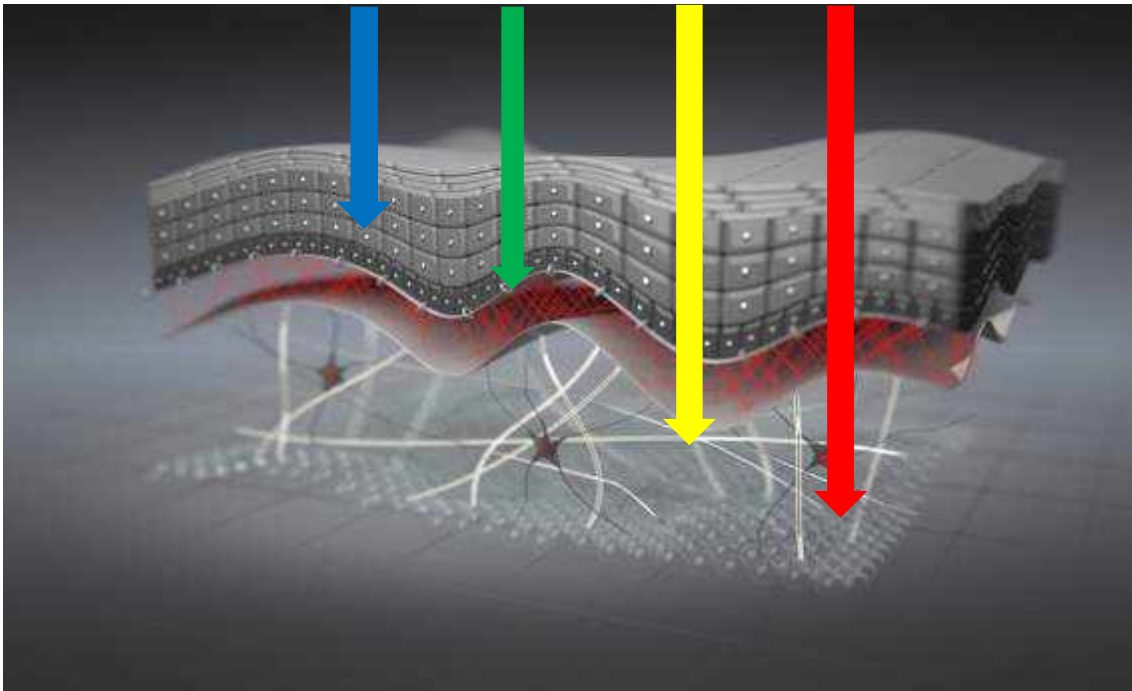
Colours	Actions
Red Light (650-730nm)	Increases the formation of ATP in the mitochondria of cells, has anti-inflammatory, anti-collagenase, antioxidant effect and photoporation effect
Blue Light (430-450nm)	Bactericidal and bacteriostatic, immunomodulatory and venoprotective effects, increases the saturation of tissues with oxygen
Green Light (525-550nm)	Green helps to normalize sebaceous glands, promotes skin hydration and corrects the processes of melanogenesis
orange Light (565-590nm)	Improves wound healing processes, Alleviates redness from inflammation, sunburn and rosacea

- **ATP** - Giving your skin the energy it needs. Known as the “energy currency of life”, Adenosine Tri-phosphate (ATP)
- **Mitochondria** – The cells powerhouse (Duracell battery)
- **Bactericidal** - kills bacteria
- **Bacteriostatic** - stops bacteria from reproducing
- **Immunomodulatory** - function of the immune system, stimulation of antibody formation
- **Melanogenesis** – Production of melanin



CRYOLED : LED MODE

PHOTOTHERAPY PROTOCOLS



→ PULSE MODE - for intensive treatment

PRINCIPLE : DNA stimulation of the target cell

ACTION : Increases the production of protein and calcium, which in consequence accelerates the tissue repair up to 3-5 times

→ CONTINUOUS MODE - for maintenance

PRINCIPLE : Stimulation of the mitochondria which is responsible for energy production (ATP: adenosine triphosphate) used by cells for their metabolism

ACTION : Improves oxygenation of the cell, improves blood circulation, global anti-ageing effect

ATP: adenosine triphosphate is a molecule in the body that stores, transports and supplies the energy required for the cells' chemical reactions to occur.

ATP : l'adénosine triphosphate est une molécule de l'organisme qui stocke, transporte et fournit l'énergie nécessaire aux réactions chimiques des cellules





BEAUTY IS AN ART, WE MADE IT A SCIENCE

FILLMED
LABORATOIRES

SKIN PERFUSION

CRYOTHERAPY

COMPLETE CRYOTHERAPY



1. Décolleté

Perform circular movements along the ganglionic line above the chest, from the centre towards the armpit (apply pressure to the armpit) and work back in light smoothing motions.



2. Décolleté.

Draining smoothing motions on both sides (if the bust allows it) and move back to the centre in light smoothing motions.



3. Neck

Draining smoothing motions, starting from the central part of the base of the neck. Movement over 4 (or 3) ascending segments. Finish with the segment under the jaw and follow up with a downward movement over the collar bone gland. Finish with light pressure to the gland



4. Face Oval

Semi-circle movements on the masseter muscle. Start on the chin and move towards the earlobe, working back in light smoothing motions.



5. Face Oval

Draining smoothing motions from the chin to the earlobe, working back in smoothing motions.

REPEAT EACH MOVEMENT 3 TIMES



COMPLETE CRYOTHERAPY



6. Face

Draining smoothing motions from the corners of the lips to the earlobe, working back in smoothing motions.



7. Face

Draining smoothing motions from the lower side of the nose up to the earlobe, working back in light smoothing motions.



8. Eyes

Light pumping motions on the shiatsu points (once



9. Eyes

Circular pressure on the same area as 9.

REPEAT EACH MOVEMENT 3 TIMES



COMPLETE CRYOTHERAPY



10. Eyes

Smoothing motions from inside working outwards from the crow's feet in 3 stages.



11. Eyes

Work back up the eyebrow in alternating movements using the hand, up to the lion's wrinkle. Work back in light smoothing motions over the eyebrow.



12. Forehead

Smoothing motions over the forehead wrinkles, from the centre of the forehead towards the temple area. Work back in light smoothing motions. If the other hand is used for support, smooth forwards and back.



13. Forehead

Upward smoothing motions from the lion's wrinkle. Stretch out the area using the index and middle fingers.



14. Furrows

Glide over the bridge of the nose, then over the side of the nose. Stretching out this area, work in upwards smoothing motions over the nasogenian furrow.

REPEAT EACH MOVEMENT 3 TIMES



COMPLETE CRYOTHERAPY



15. Lips

Smoothing motions in the area around the mouth, while supporting the zone.



16. Lips

Smoothing motions in the area around the mouth, from the centre of the lips working outwards.



17. Whole face

Final smoothing, enveloping motions working upwards from the oval to the temple. Broad upwards movements over all the areas that have already been worked on. Focus on the areas of the client's face with the most marks.



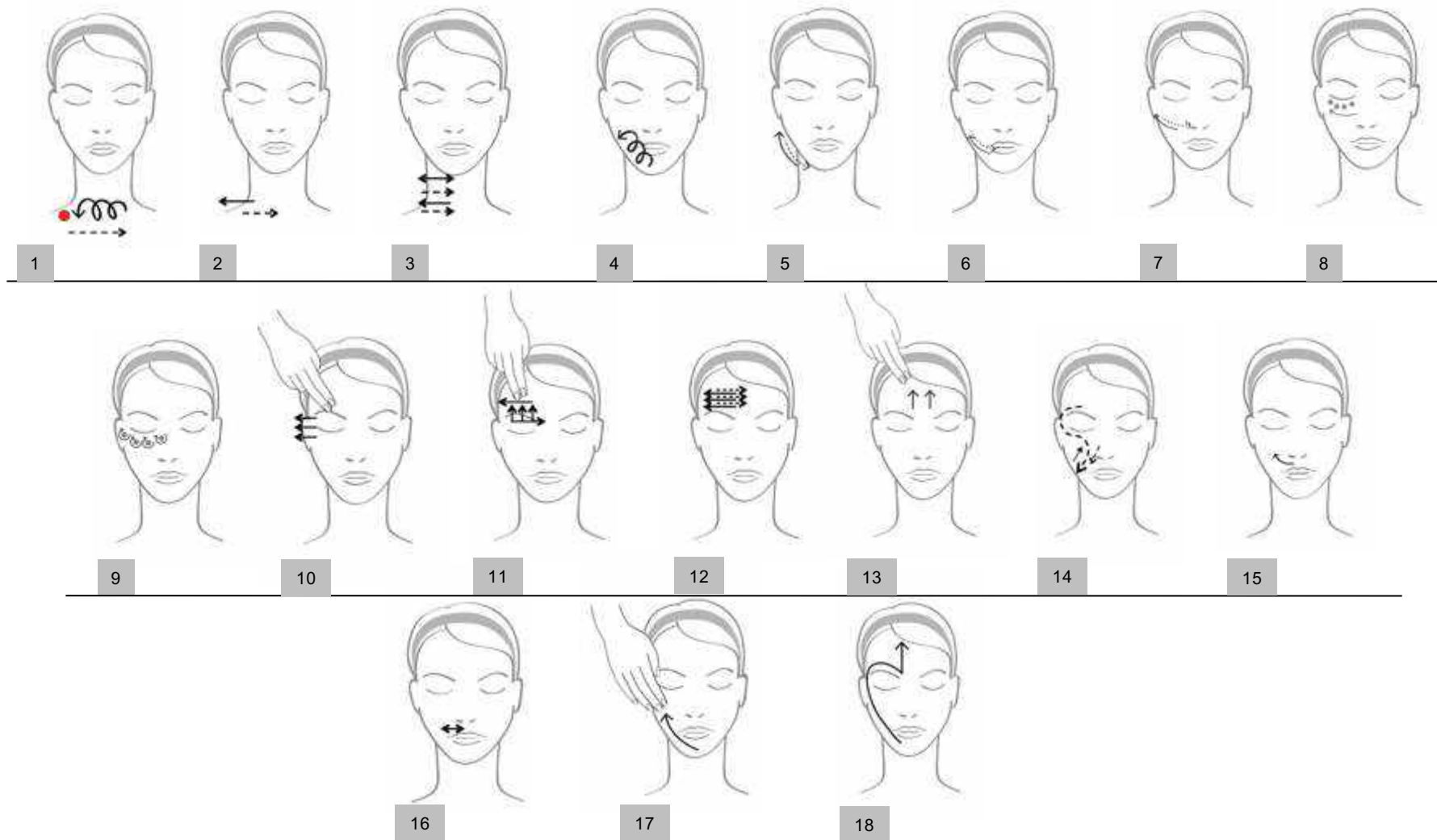
18. Final

Finish with the lion's wrinkle in upward smoothing motions, still working alternately with the hands.

REPEAT EACH MOVEMENT 3 TIMES



COMPLETE CRYOTHERAPY



EYE AREA CRYOTHERAPY

- 5 minutes for each half of the face
- Use the small circle



1. Light pumping motions on the shiatsu points.



2. Circular pressure on the same area as 1



3. Smoothing motions on the eye contour, from inside to outside.

REPEAT EACH MOVEMENT 4 TIMES



EYE AREA CRYOTHERAPY



4. Smoothing motions inside working outwards from the crow's feet in 3 stages.



5. Work back up the eyebrow in alternating forward and backward movements using the hand, up to the lion's wrinkle.



6. Upward smoothing motions from the lion's wrinkle. Stretch out the area using the index and middle fingers.



7. Perform circular smoothing motions on the whole eye, working alternately with the hands.



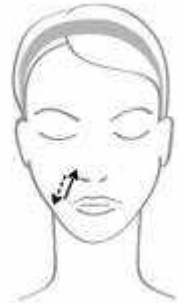
8. Final Finish with smoothing motions on the lion's wrinkle.

REPEAT EACH MOVEMENT 4 TIMES



LIP AREA CRYOTHERAPY

- 3 minutes for each half of the face in the furrow and contour area
- Use the small circle



1. Furrows
Stretching out this area, work in upwards smoothing motions over the nasogenian furrow.



2. Lower lip
Forward and backward smoothing motions stretching out the area with the index finger, in two segments.



3. Lips
Smoothing motions in the area around the mouth, from the centre of the lips working outwards, in two segments.

REPEAT EACH MOVEMENT 4 TIMES



LIP AREA CRYOTHERAPY



4. Lips
Smoothing motions in the area around the mouth, while supporting the zone.



5. Elevator
Start from the base of the furrow, work under the elevator alternately using one finger.



6. Furrows
Stretching out this area, work in upwards smoothing motions over the nasogenian furrow using one finger.



7. Lips
Smooth over the lip while stretching out this area.



8. Lips
Outline the lip from top to bottom while stretching out this area.

REPEAT EACH MOVEMENT 4 TIMES





BEAUTY IS AN ART, WE MADE IT A SCIENCE

FILLMED
LABORATOIRES

SKIN PERFUSION

PHOTO THERAPY

FILORGA
PROFESSIONAL



BEAUTY IS AN ART, WE MADE IT A SCIENCE

FILLMED

LABORATOIRES

SKIN PERFUSION

MASSAGE TECHNIQUE



CRYOLED
PROTOCOLS

CABIN PROTOCOLS

DESIGN

	STEP	HYDRATION	WRINKLES	FIRMNESS	RADIANCE	PIGMENTATION	BLEMISHES
MAKE-UP REMOVAL	1	CLEANSING OIL MICELLAR WATER					
SKIN DIAGNOSTIC	2	SKIN DIAGNOSTIC					
PEELING	3	EXFOLIATING CREAM	PRE PEEL + LIGHT-PEEL + POST PEEL				
CRYOLED	4	HYDRA-CRYO SERUM	TIME-CRYO SERUM	LIFT-CRYO SERUM	HYDRA-CRYO SERUM	HYDRA-CRYO SERUM + LED GREEN	HYDRA-CRYO SERUM + LED BLUE
FACE MODELING	5	MODELING GEL					
MASK	6	HA YOUTH MASK	HA YOUTH MASK	COLLAGEN YOUTH MASK	GR-YOUTH MASK	GR-YOUTH MASK	HA YOUTH MASK
MASSAGE	7	NOURISHING BODY BALM					
TREATMENT	8	HXR-EYE CREAM 5-HP or 6-HP YOUTH CREAM					



FILLMED

BY FILORGA

GLYCOPEEL MASK FEATURES A SYNERGISTIC COMBINATION OF :

15% GLYCOLIC ACID

POWERFUL EXFOLIATOR
REFINED SKIN TEXTURE
FINE LINES REDUCED

HIGHEST
%

2% PHYTIC ACID

BRIGHT COMPLEXION & INSTANT GLOWING SKIN
SKIN TONE UNIFIED

SOOTHING COMPLEX

PROVITAMIN B5 + ALLANTOIN + POLYSACCHARIDE

ENSURES COMFORT FOR SENSITIVE SKIN
HELP SUPPORT THE SKIN BARRIER



pH = 4,9

Low pH formula to preserve the strength of the Glycolic Acid for optimal efficacy on skin.

FILLMED

BY FILORGA

HOW TO USE?

PRE-PROCEDURE – DURING PROTOCOL

TO PREPARE THE SKIN BEFORE A PROFESSIONAL CHEMICAL PEEL

- Twice a week for a month

Apply a thick layer to the face. Leave for 5 to 10 minutes.
Rinse off with warm water.



USE IN CONJUNCTION WITH E-YOUTH PROTECT

AT HOME - FOR A WEEKLY USE

FOR AN INSTANT GLOW EFFECT

- Use once or twice weekly

Apply a thick layer to the face. Leave for 5 to 10 minutes.
Rinse off with warm water.



CLINICAL STUDIES

VISIBLE IMPROVEMENT IN RADIANCE, SKIN TEXTURE & WRINKLES

AFTER 8 APPLICATIONS



RADIANCE



FINE LINES



FILLMED

BY FILORGA

MARKETING TOOLS :

PHYSICIAN BROCHURE + VIDEO



GLYCOPEEL MASK

BRIGHTEN UP YOUR SKIN!

Designed to combat dull complexion, fine lines and wrinkles, this revolutionary resurfacing mask restores tone & radiance to reveal younger looking skin. It contains highly concentrated Glycolic acid (15%), which delivers powerful exfoliation with Phytic acid (2%) for a flawless even complexion. A gentle soothing complex also ensures comfort for sensitive skin.

BENEFITS

- Instant glow
- Reverses complexion
- Fine lines reduced
- Refined skin texture

ACTIVE INGREDIENTS

15% Glycolic acid (powerful skin peeling molecule) **HYDROLYSIS 0%**

2% Phytic acid (reverses melanin production inhibitor)

Soothing complex: Panthenol 05, Allantoin, Polyacrylamide

DUAL USE

<p>AT HOME</p> <p>For an instant glow</p> <p>Apply a thick layer in the face. Leave for 2 to 10 minutes. Wash off with warm water. Use once or twice weekly. It is particularly recommended for optimal results. Use in conjunction with sunscreen.</p>	<p>PRE-PROCEDURE</p> <p>To prepare the skin before a professional peel</p> <p>Apply the mask twice a week for a month before a professional skin peel. This will reduce the irritation process and enhance results. Use in conjunction with sunscreen.</p>
--	---

GLYCOPEEL MASK

CLINICAL RESULTS

VISIBLE IMPROVEMENT IN RADIANCE, SKIN TEXTURE & WRINKLES

100% Smoother skin**

90% Even tone**

-15% Wrinkle depth**

+30% Even glow**

**Based on 100 tested cases - 12 weeks time - 30°C

100% Smoother skin** - 100% Smoother skin** - 100% Smoother skin**

RADIANCE

FILLMED
LABORATOIRES



AVAILABLE : (May 2019)

EAU MICELLAIRE
MICELLAR WATER

FILLMED
BY FILORGA

MICELLAR WATER FEATURES A SYNERGISTIC
COMBINATION OF :

x3 GENTLE SURFACTANTS

CLEANSE AND REMOVE MAKE-UP

NIACINAMIDE

SOOTHES & ANTI-INFLAMMATORY

MOISTURIZING AGENTS

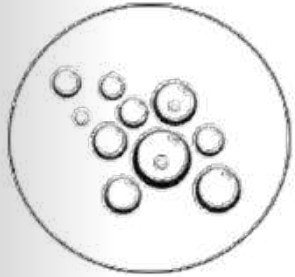
PROTECT AGAINST DRYNESS



FILLMED

BY FILORGA

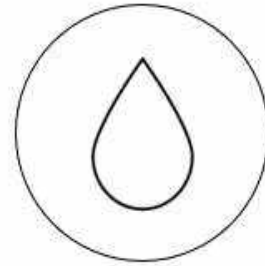
BENEFITS



DEEPLY CLEANSE
IN A SINGLE STEP



EFFECTIVE ON
WATERPROOF MAKEUP



INSTANT
COOLING EFFECT




IDEAL FOR SENSITIVE
& SENSITIZED SKIN



FILLMED
BY FILORGA

CLINICAL STUDIES



95% Cleanses the skin gently*

86% Moisturizing effect*

80% Soothes sensations of overheating*

80% Instantly calms the skin*



*User test on 21 subjects – twice-daily application for 28 days, % of satisfaction

FILLMED

BY FILORGA

MARKETING TOOLS :

PATIENTS LEAFLET + VIDEO + INSTAGRAM POST



MICELLAR WATER

THE PERFECT ONE-STEP SOLUTION

With its ultra-gentle formula, the Skin Perfusion Micellar Water is specifically designed to effectively cleanse all impurities and remove make-up from the face, eyes and lips. Enriched with Niacinamide, a powerful soothing agent, and thanks to its ultra-cool formula, it instantly & durably soothes the skin. Fresh, purified and soft, the skin feels prepared for a complete skincare regimen.

BENEFITS

- DEEP F-CLEANSER IN A SINGLE STEP
- EFFECTIVE ON WATERPROOF MAKEUP
- INSTANT COOLING EFFECT
- IDEAL FOR SENSITIVE & SENSITIZED SKIN

ACTIVE INGREDIENTS

- SOFTLE SURFACTANTS x3
TO CLEANSE AND SOOTHEN SKIN
- NIACINAMIDE
SOOTHING & SKIN REPAIR
- MOISTURIZING AGENTS
TO RESTORE SKIN BARRIER

CLINICAL RESULTS

95% Cleanses the skin gently*	86% Moisturizing effect**	80% Soothes sensations of overheatings**	80% Instantly calms the skin**
----------------------------------	------------------------------	---	-----------------------------------

*In vitro test on skin cells. **In vivo test on 20 subjects, 15-30 years old.

FILLMED
LABORATOIRES



EYE-RECOVER MASK

PATCH RÉJUVÉNATEUR CONTOUR DES YEUX
GLOBAL REJUVENATION EYE PATCH


FILLMED
BY FILORGA

**A NEW GENERATION OF EYE CARE TO
ADDRESS SIGNS OF AGEING**

EYELID DROP

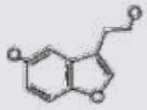
WRINKLES

DARK CIRCLES &
BAGS



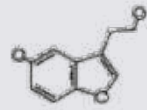
FILLMED
BY FILORGA

THANKS TO ITS
ULTRA-FRESH HYDROGEL FORMULA
IN AN INNOVATIVE EYE PATCH DESIGN



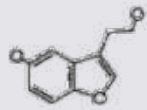
3-PEPTIDES

PREVENT PUFFINESS AND REDUCES BAGS UNDER THE EYES




COLLAGEN PEPTIDE

SMOOTHE WRINKLES



PROVITAMIN B5

MOISTURIZE & SOFTEN



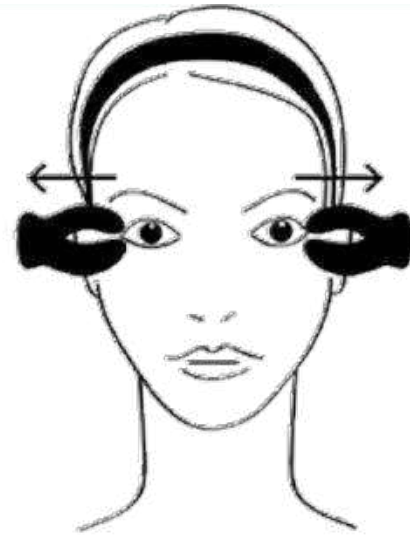
FILMED

BY FILORGA

HOW TO USE ?



10-15 minutes



POST-PROCEDURE

AFTER NCTF & NANOSOFT

AT HOME

FOR AN INSTANT
REJUVENATED LOOK

FILMED

BY FILORGA

INTENSIVE TREATMENT

TO IMPROVE SKIN QUALITY

PREPARE & EXFOLIATE

PERFECTING SOLUTION
GLYCOPEEL MASK



POST-TREATMENT REPAIR

B3-RECOVERY CREAM
E-YOUTH PROTECT
HYALURONIC YOUTH MASK



EYE-RECOVER MASK

INTENSIVE TREATMENT

HYDRA-BOOSTER
TIME-BOOSTER
LIFT-BOOSTER
BRIGHT-BOOSTER
BALANCE-BOOSTER



DAILY ROUTINE

TO ENHANCE SKIN QUALITY

CLEANSE

EXFOLIATING CREAM
CLEANSING OIL
MICELLAR WATER



ANTI-AGEING

5HP-YOUTH CREAM
6HP-YOUTH CREAM
HXR-EYE CREAM
8R-YOUTH MASK
NOURISHING BODY BALM



TARGET SKIN CONCERN

HBS-HYDRA SERUM
RE-TIME SERUM
AA-LIFT SERUM
P-BRIGHT SERUM
BD-BALANCE SERUM
C-LIGHT SERUM





BEAUTY IS AN ART, WE MADE IT A SCIENCE

THANK YOU