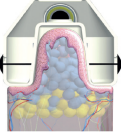

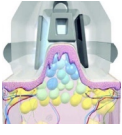

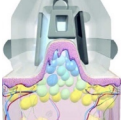


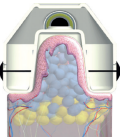

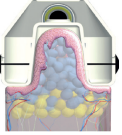


cooltech handpiece guide

Handpiece	Name	Fat Fold Measurement (mm)	Pressure (mb)	Area to Treat	Temp (°C)	Time (minutes)	Gel Pad	Coupler Options
	DOUBLE	↑20 ↓60	180	Lower abdomen	-8	70	Double Mesh	
	STRAIGHT	↑20 ↓60	DEFAULT or 210	Upper and lower abdomen, hips, back, inner thighs, arms (large)	-8	70	Double Mesh	 * Consider Coupler
	OVAL	↑ 20	DEFAULT (80)	Outer Thighs	-8	70	Double Mesh	 * Consider Coupler
	TIGHT	↑20 ↓60	DEFAULT or 210	Abdomen, Contour hips, sub buttocks, flanks Arms, inner thighs	-8	70	Double Mesh	
	TINY	↓ 35	DEFAULT (200)	Front and back armpits, above knees, under chin	-5	45	Mini	
	CURVED	↑20 ↓60	DEFAULT or 210	Waist, hip, sub buttocks, flanks	-8	70	Double Mesh	

* In some cases, cooltech® procedure requires the use of the coupler for small areas. This accessory is specially designed to be used in hard tissues, with low elasticity or small areas with localized fat where suction can damage the skin."This accessory is specially designed to be used in hard tissues, with low elasticity or small areas with localized fat where suction can damage the skin. Refer to CoolTech manual for more information.

↑ = above (more than)
↓ = below (less than)