
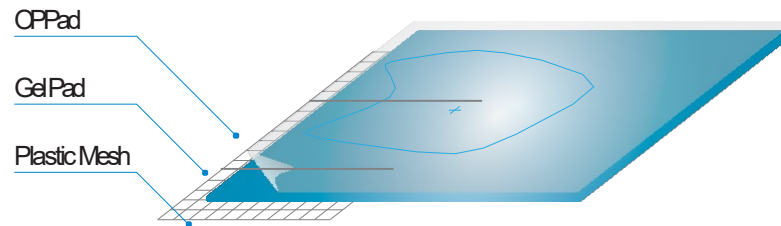


CLATUU Shield 360 Gel Pad

T-TYPE



T-Type



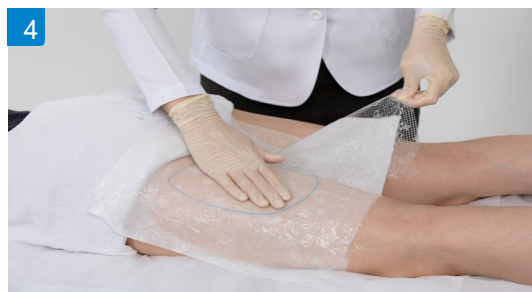
1 Tear the CLATUU Shield Pad T-Type open from the top of the packaging.



2 Remove the ALPHA Shield Pad T-Type from the packaging with care.



3 Open up the ALPHA Shield Pad T-Type and ensure all of the layers are firmly intact.



4 Remove the bottom layer of plastic mesh from the rest of the ALPHA Shield Pad T-Type.




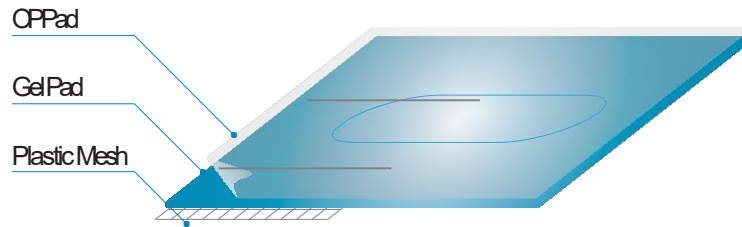
5 Smooth out any air bubbles and wrinkles before applying the Hand-piece on the outlined center of the ALPHA Shield Pad T-Type.



6 Start the procedure.

CLATUU Shield 360 Gel Pad

B-TYPE



BType



1 Tear the ALPHA Shield Pad B-Type open from the top of the packaging.



2 Remove the ALPHA Shield Pad B-Type from the packaging with care.



3 Remove the ALPHA Shield Pad B-Type from the packaging with care.



4 Remove the bottom layer of plastic mesh from the rest of the ALPHA Shield Pad B-Type.



5 Remove the bottom layer of plastic mesh from the rest of the ALPHA Shield Pad B-Type.



6 Start the procedure.