

WONDERFACE



USER MANUAL

Madrid, ©2025.
Copyright©.
All rights reserved.
User manual.
Version 1.0.0.



To the new owner of WonderFace®:



Alexander Pérez Roldán, CEO

Congratulations!, we are delighted to welcome you as the proud new owner of the WonderFace!.

WonderFace is a premium Spanish-made device known for its exceptional safety, efficiency, and user-friendly design. Crafted using cutting-edge advancements in microelectronics and computer technology, it stands as a top-tier solution in its category.

This manual provides essential information on setting up, operating, and maintaining the equipment to ensure optimal performance.

Should you have any questions or require further assistance, please don't hesitate to reach out to your supplier for support. Your satisfaction is our priority.

We are constantly striving to improve the quality of our products, and your feedback is invaluable to us. Please feel free to share your thoughts and experiences with WonderFace at any time.

Thank you once again for your purchase and for choosing WonderFace.

We are confident it will exceed your expectations.

Ing. Alexander Pérez Roldán

Sincerely,

The Technical Manager

TABLE OF CONTENTS

1. LEGAL INFORMATION
2. INTRODUCTION
3. PRECAUTIONS
4. FIRST USE
5. SAFETY CONDITIONS OF THE WORKSPACE
6. INSTALLATION INSTRUCTIONS
7. PARTS OF THE GENERAL EQUIPMENT OF WONDERFACE
8. PRESERVATION AND CARE
9. TREATMENT 9.1. CUSTOMER INFORMATION 9.2.
CONTRAINDICATIONS 9.3. TREATMENT CHARACTERISTICS 9.4.
EXPECTATIONS 9.5. SIDE EFFECTS
10. TREATMENT PREPARATION
11. PROGRAMS
12. OPERATIONS WITH THE SOFTWARE
13. BENEFITS OF THE FACIAL MUSCLE TONING TREATMENT WITH
WONDERFACE
14. RECOMMENDATIONS BEFORE THE TREATMENT
15. POST-TREATMENT CARE
16. TECHNICAL SPECIFICATIONS
17. WARRANTY

1. LEGAL INFORMATION

In compliance with European standards UNE-EN 60335-1:2012 and UNE-EN 62233:2009, EN 60335-1:2012, EN 62233:2008, IEC 60335-1:2010, we inform users of our device as follows:

1. WonderFace and the services provided are not designed for use in the detection, monitoring, or therapeutic treatment of any disease, ailment, or vital physiological process. WonderFace is not a strict medical device.
2. The equipment is not intended to be used by individuals (including children) whose physical, sensory, or mental capabilities are impaired, or who lack experience or knowledge, unless they are supervised or instructed in its use by a responsible person.
3. The equipment can only be used with the power supply units included in the package. In case of damage to the power cable, contact your distributor or manufacturer.
4. This device should not be used for patients with suspected or diagnosed epilepsy.
5. This device should not be used in the presence of a tendency to bleed after acute trauma or fracture, after recent surgical procedures where muscle contraction may disrupt the healing process, during pregnancy, and on areas of the skin lacking normal sensitivity.
6. Do not allow foreign bodies (dirt, water, metal, etc.) to penetrate the device, facial electrodes, or the charger.
7. Do not use the device in water or humid environments (sauna, hydrotherapy, etc.).
8. This unit should be operated at temperatures between 0 °C and 40 °C, atmospheric pressures between 700 and 1060 hPa, and relative humidity ranging from 20% to 95%.
9. Sudden temperature changes can cause condensation to accumulate inside the equipment. To prevent this, let it reach room temperature before use.
10. Use only accessories specially designed for the manufacturer.

Do not use accessories manufactured by other companies. The manufacturer is not responsible for any consequences resulting from the use of products manufactured by other companies.

The use of other accessories or cables may increase emissions or decrease the safety of the wireless system.

2. INTRODUCTION

WonderFace is a unique method of Facial Muscle Toning. This treatment combines High-Intensity Neuromuscular Technology with Synchronized Radiofrequency. This innovative technique focuses on rejuvenating and improving the skin's appearance.

The powerful neuromuscular emission tones the facial muscles of the forehead, cheeks, and chin, while the radiofrequency heats the deeper layers of the skin, thus stimulating the production of collagen and elastin. This dual approach offers benefits such as firmer skin, reduced wrinkles, improved blood circulation, and a more defined facial contour.

WonderFace incorporates all the technological advancements to conduct safe, effective, rapid, and comfortable treatments. Its operation is based on the emission of Neuromuscular and Radiofrequency electrical waves, both in a synchronized manner.

3. PRECAUTIONS

Read, understand, and follow the precautionary and operational instructions found in this manual. Be aware of the limitations and hazards associated with the treatment table. Observe all the precautionary and operational stickers placed on the unit.

DO NOT operate this unit in an environment where other devices that intentionally radiate electromagnetic energy in an unshielded manner are being used. Portable and mobile RF communications equipment can affect electrical equipment.

NOTE: This equipment has been tested and found to comply with the limits for a Class B digital device, according to part 15 of the FCC Rules. These limits are designed to provide reasonable protection against harmful interference in a residential installation. This equipment generates, uses, and can radiate radio frequency energy and, if not installed and used in accordance with the instructions, may cause harmful interference to radio communications.

However, there is no guarantee that interference will not occur in a particular installation.

ELECTRICAL SAFETY MEASURES



Keep all system covers closed. Removing covers creates a safety hazard.

WonderFace is grounded through the grounding conductor in the power cord. This protective grounding connection is essential for safe operation. Ensure that the electrical outlet in the location where it will be used is properly grounded. Do not use flammable substances to clean any part of the system.

4. FIRST USE

Follow these steps for the correct implementation of WonderFace:

- Carefully unpack the equipment.
- During transport, an accessory may move out of place and fall to the ground, causing damage. If the temperature difference between the place where the equipment comes from and the place where it will be used is greater than 10 degrees, leave it for 2 hours in the room so that the components do not suffer due to condensation temperature.
- If it is necessary to move or transport the equipment, the following requirements must be met: disconnect the power cord from the power supply, avoid shocks or falls.

5. SAFETY CONDITIONS OF THE WORKSPACE

The room where the equipment is used must meet the following safety and hygiene conditions:

- Leave at least 60 centimeters between the equipment and the nearest wall at all times.
- Place the equipment away from heat sources.
- Keep it away from diathermy emitters (shortwave, microwave equipment).
- Electrical requirements: 110/220 \pm 10% V 50/60HZ 10A.
- The presence of corrosive materials in the work area can damage the electrical system of the equipment.
- The presence of a high concentration of dust and suspended particles in the work area can be harmful to the equipment, penetrating its interior.
- The air must be clean inside the room.
- The temperature of the work area should be constant between 18 and 28°C and a relative humidity that does not exceed 80%.

6. INSTALLATION INSTRUCTIONS

- Connect the equipment to the power supply.
- Connect the main unit to the electrodes.
- No special tools are required.
- In case of doubts, consult your distributor.

7. PARTS OF THE GENERAL EQUIPMENT OF WONDERFACE

- Main Unit - 1 unit
- Power Cable - 1 unit
- 12V Power Supply - 1 unit
- Sets of Electrodes for each client - 25 units
- Electrode Connection Cables - 3 units
- Promotional Rollup - 1 unit
- Flyers - 50 units
- Accreditation Diploma
- User Manual - 1 unit

8. PRESERVATION AND CARE OF THE ELECTRODES

- The electrical resistivity of the electrodes could change in case of strong pressure on the sensor, therefore, during treatment care should be taken not to press them.
- 100% of the electrode surface must be in contact with the work area.
- The thermal resistance of the electrodes is from -20 to 100°C.
- The material of the electrodes is non-irritating and hypoallergenic, without metal or latex.



9. TREATMENT

9.1. USER'S INFORMATION

Before starting the treatment, it is mandatory to communicate to the client the inherent aspects of the same: Contraindications, Characteristics, Expectations, and Side Effects.

9.2. CONTRAINDICATIONS

The following individuals should not be treated under any circumstances:

- Pregnant and breastfeeding women
- Minors
- People with diseases of any kind: bacterial or viral, flu states, general discomfort or pain.
- Epileptics
- People who have recently undergone surgery
- Presence of electrical equipment inside, such as pacemakers, incontinence devices, insulin pumps, etc.
- Skin diseases, dermatitis, inflammations, or irritation in the treated area.
- Presence of open wounds, burns, bruises, ulcers, or significant damage in the treated areas.
- After Botox, fillers, or any other aesthetic procedure, wait for 3 weeks.
- Facial piercings in the areas of placement of the applicators
- Cheekbones, forehead implants or metal plates
- Facial tattoos in the areas of placement of the applicators
- Recent tan or sunburn
- Active outbreak of severe acne.

In case of doubt, always consult with a medical professional.

9.3. TREATMENT CHARACTERISTICS

Frequency: Sessions should be carried out once or twice a week at most.

Duration: The treatment time should not exceed 25 minutes

9.4. EXPECTATIONS

It should be taken into account that the results of the treatment will depend on each specific person, their muscular structure, prior conditions, lifestyle, diet, mental state, etc.

In general, during the treatment, the client will notice an increase in muscle tone and a progressive loss of fat mass, general well-being, and improvement in skin condition.

9.5. SIDE EFFECTS

Side effects of the treatment are a warm sensation and pinkness in the skin.

10. TREATMENT PREPARATION

Before starting the Treatment, the following precautionary measures should be taken into account:

- Always start by setting the working power from Zero, gradually increasing it until the client feels the passage of the current.
- Each person, according to their tissue density, type of subcutaneous fat, humidity, etc., conducts more or less current, having a different degree of sensitivity.
- Similarly, increase the Radiofrequency until the client feels heat.
- Never subject the user to excessive intensity.

In case the user feels any kind of discomfort, immediately discontinue the treatment.

FOREHEAD



ZYGOMATIC



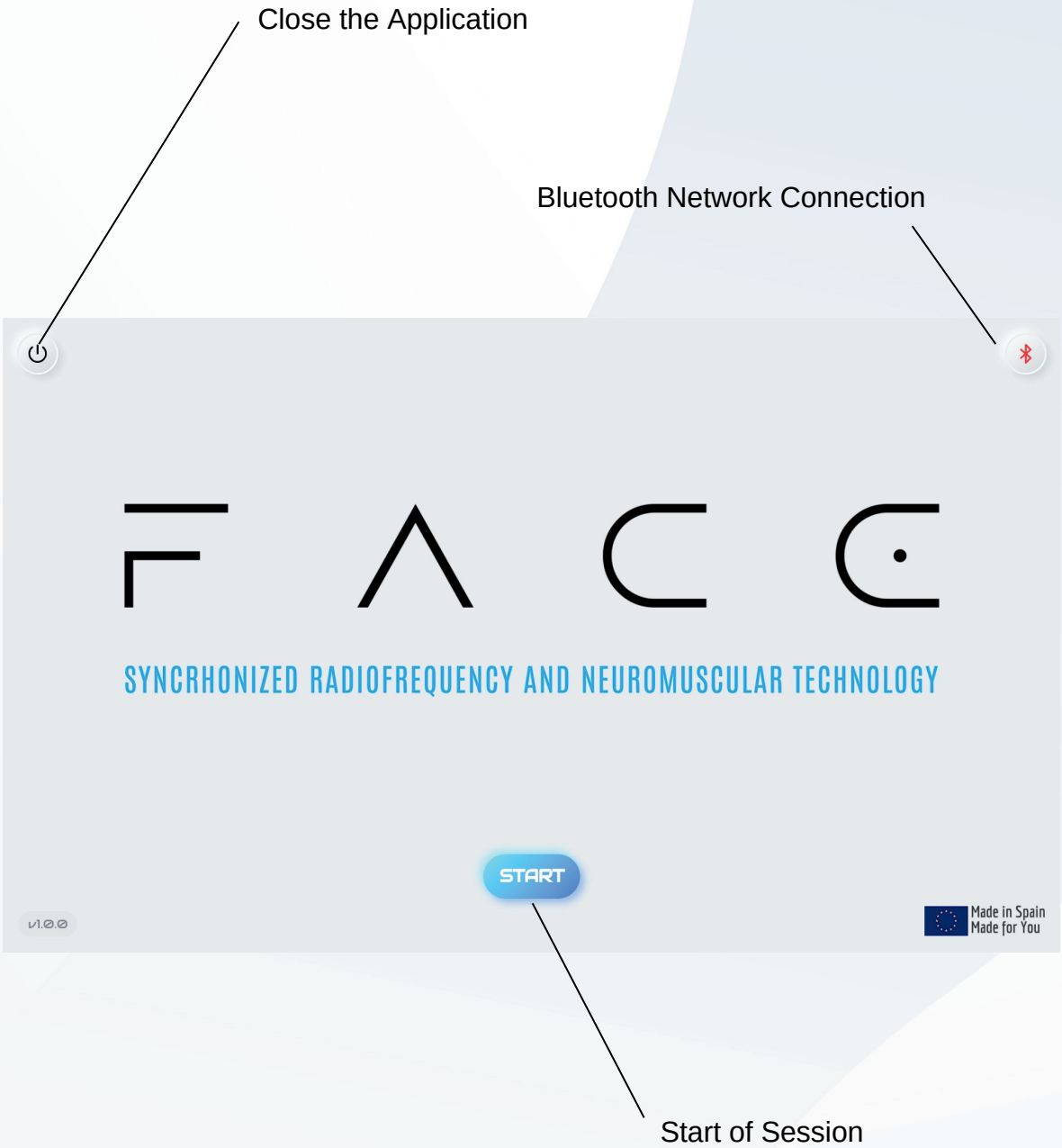
SUBMANDIBULAR



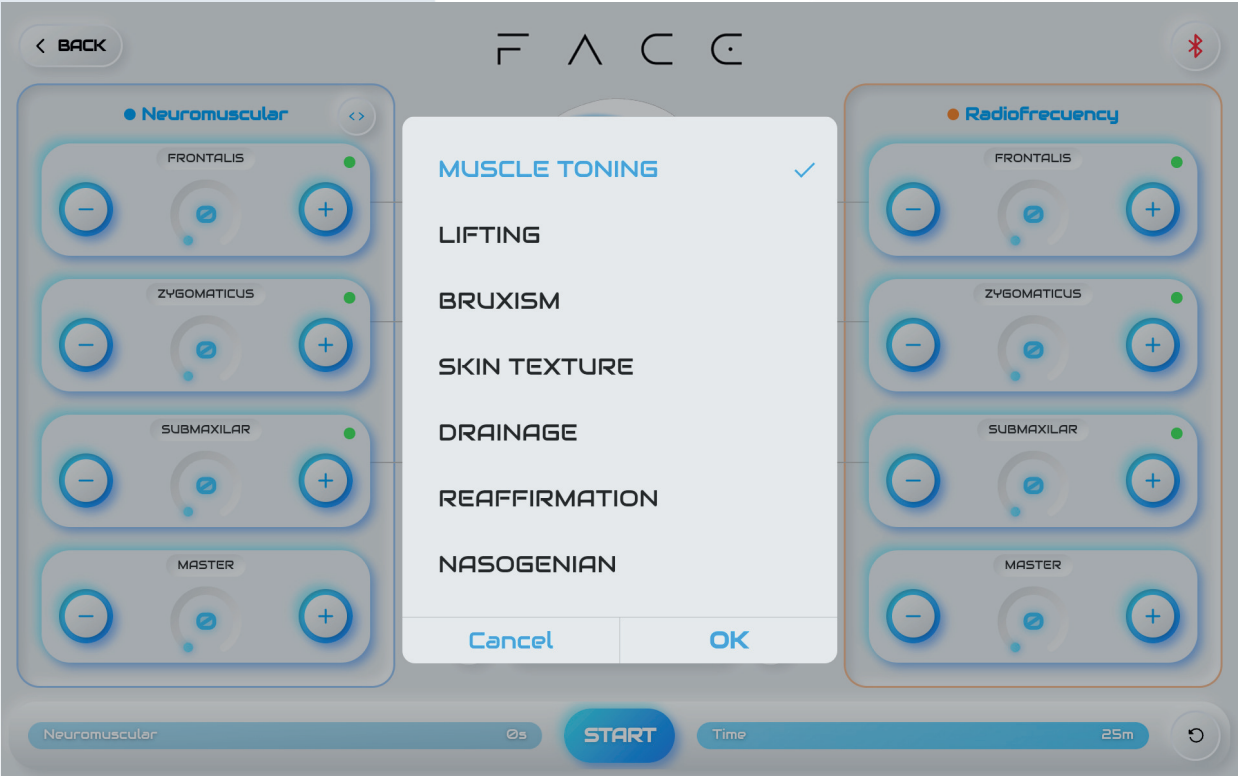
11. PROGRAMS

- **MUSCLE TONING:** This treatment enhances the strength and resilience of facial muscles, improving facial contour and firmness. By stimulating deep muscle layers, it promotes a defined look that contributes to a sculpted face shape. Consistent toning reduces sagging and provides a youthful, naturally lifted appearance over time.
- **LIFTING:** Focused on raising and tightening sagging skin, lifting treatments restore natural facial contours by promoting collagen production. The result is a firmer, smoother, and more youthful look. This approach counteracts gravitational effects, giving the skin a rejuvenated and revitalized texture while enhancing overall facial symmetry.
- **BRUXISM:** This treatment relaxes the jaw muscles affected by chronic clenching or grinding (bruxism), helping to ease tension and prevent associated discomfort. Regular sessions can reduce jawline bulkiness, improve facial symmetry, and lessen clenching-related lines, enhancing the harmony of the lower face.
- **SKIN TEXTURE:** Designed to refine and smooth the skin's surface, this treatment minimizes fine lines, reduces roughness, and balances tone. By enhancing cell renewal and collagen, it leaves skin visibly softer and more even, giving it a polished, radiant appearance that's smooth to the touch.
- **DRAINAGE:** By promoting lymphatic flow, this treatment effectively reduces facial puffiness and dark circles. It aids in the elimination of toxins and excess fluids, reducing bloating and giving a refreshed, brightened appearance. Improved circulation brings more oxygen to cells, enhancing skin's natural glow and vitality.
- **REAFFIRMATION:** Reaffirmation focuses on reinforcing skin elasticity and firmness, reversing the effects of laxity. Through enhanced collagen and elastin production, it improves skin's structural integrity, creating a more lifted and resilient look. This process fights against wrinkles and sagging, restoring a smooth, youthful texture.
- **NASOGENIAN:** Targeting the nasolabial folds, this treatment softens deep expression lines, creating a smoother transition between the cheeks and mouth. By adding volume and firmness to the area, it reduces the appearance of "smile lines," leading to a refreshed, well-rested, and more youthful expression.

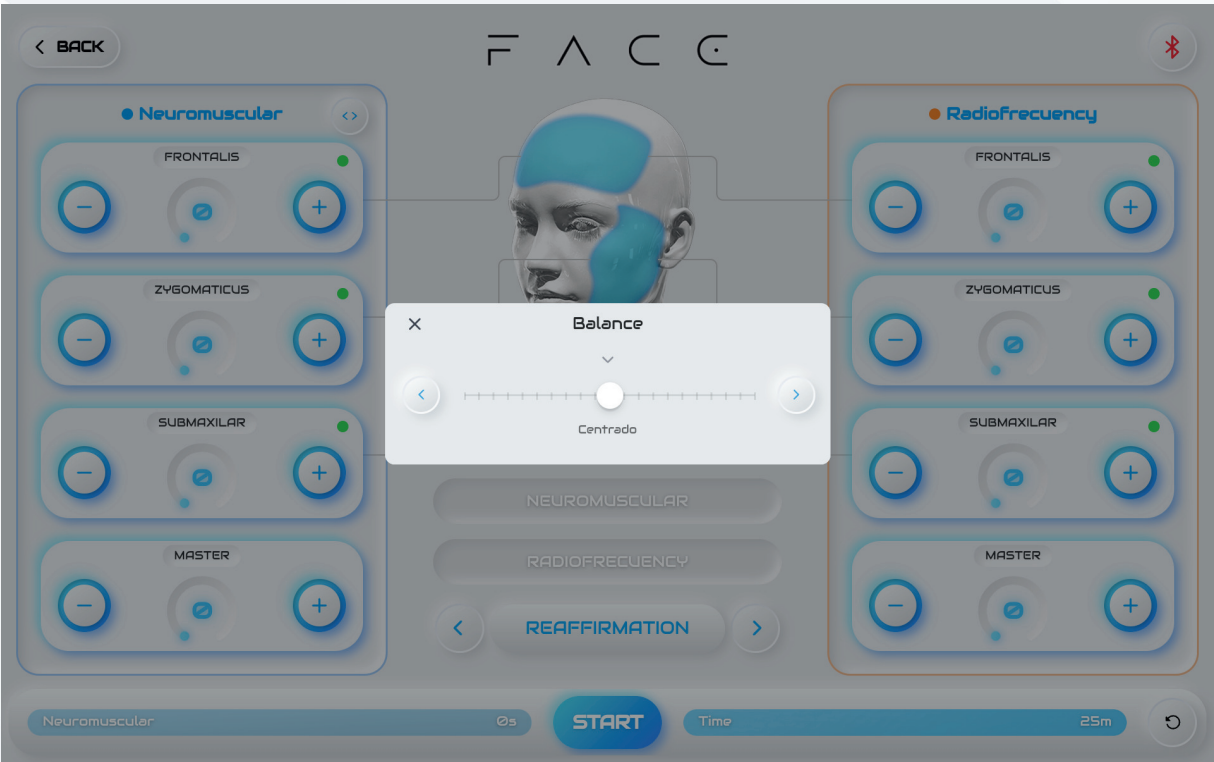
12 - OPERATIONS WITH THE SOFTWARE



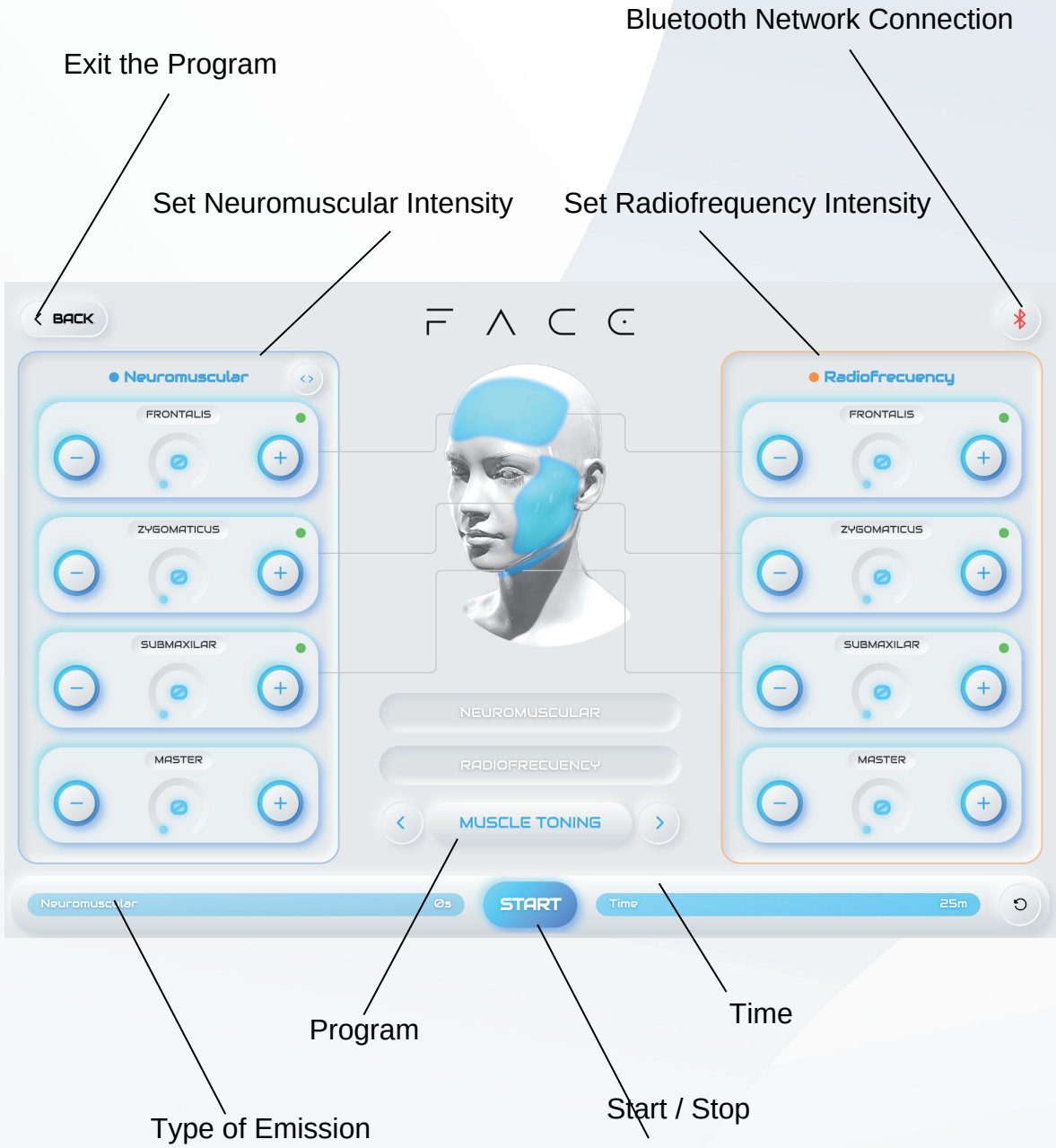
CHOOSE THE PROGRAM



LEFT-RIGHT INTENSITY BALANCE



DESCRIPTION OF PROGRAM ELEMENTS



13. BENEFITS OF THE WONDERFACE FACIAL MUSCLE TONING TREATMENT:

The combination of neuromuscular technology and radiofrequency in facial treatments offers several benefits. Here are five of them:

Deep Facial Rejuvenation: Radiofrequency generates heat in the deeper layers of the skin, which promotes the production of collagen and elastin. This leads to firmer skin with fewer wrinkles.

Muscle Stimulation: Neuromuscular technology stimulates the facial muscles, which can help tone and improve facial contour.

Improved Circulation: The heat generated by radiofrequency can increase blood circulation in the treated area, leading to more radiant and better-looking skin.

Non-Invasive Treatment: As a non-invasive treatment, it does not require cuts or surgeries, reducing recovery time and risks associated with invasive procedures.

Visible Results: Although results may vary depending on the individual and the frequency of treatment, many users report smoother, firmer, and rejuvenated skin after undergoing treatments with synchronized neuromuscular and radiofrequency technology.

WonderFace is a revolution in facial treatments. It is a treatment for facial sagging and muscle drooping without needles, which simultaneously treats the skin and muscles of the face thanks to the unique combination of synchronized radiofrequency (RF) and neuromuscular technology. In this way, it remodels and tightens the skin by heating the dermis and increasing the levels of collagen and elastin fibers, while toning the muscles of four areas simultaneously.

The technological advancement of WonderFace promises to revolutionize the way we approach facial aging and skin improvement. WonderFace has earned the expectation and attention of aesthetic experts around the world by offering a comprehensive solution for a wide range of facial issues, from premature skin aging to muscle sagging.

Radiofrequency is known for its effectiveness in stimulating collagen production and tightening the skin, resulting in a younger and firmer appearance.

On the other hand, neuromuscular emissions work directly on the facial muscles, helping to tone them and improve firmness, especially in problem areas such as the zygomatic, frontal muscles, and the platysma (double chin).

14. PRE-TREATMENT RECOMMENDATIONS:

Before undergoing a treatment with WonderFace, it is important to follow certain precautions and care to ensure safety and maximize treatment results:

- **Professional Consultation:**

It is essential to consult with a qualified health or aesthetic professional before starting the treatment. The professional will assess skin type, medical conditions, and inform about the suitability of the treatment.

- **Skin Cleansing:**

The skin should be clean and free of makeup, creams, or oils before the treatment. This helps the device to work more effectively and safely.

- **Avoid Intense Sun Exposure:**

It is recommended to avoid intense sun exposure before the treatment. Sun-tanned or sunburned skin may be more sensitive and prone to adverse reactions.

- **Adequate Hydration:**

Maintaining good hydration of the skin and the body in general can help improve results and tolerance to the treatment.

- **Inform About Health Conditions and Medications:**

Inform the professional about any health conditions you have and about the medications you are taking, as some can affect skin sensitivity or the response to the treatment.

- **Avoid Aggressive Skin Treatments:**

Use of aggressive skin treatments, such as chemical peels or dermabrasion, should be avoided shortly before starting treatment with WonderFace.

- **Realistic Expectations:**

Have realistic expectations about the results and understand that it may require several sessions to achieve the desired effects.

15. POST-TREATMENT CARE

After a treatment with WonderFace, it is important to follow certain post-treatment care and precautions to maximize the benefits and minimize any risk of side effects. Here are some of these care tips:

Skin Hydration:

Apply a gentle moisturizing cream to keep the skin hydrated. Proper hydration aids in the healing process and improves treatment results.

Sun Protection:

Avoid direct sun exposure and use a broad-spectrum sunscreen to protect the treated skin. The skin may be more sensitive to the sun after treatment.

Avoid Heavy Makeup:

For the first 24 hours after treatment, it is recommended to avoid the use of heavy makeup or harsh chemical products on the skin.

Avoid Exposure to Extreme Heat:

Avoid saunas, steam baths, and very hot showers for at least 24 hours after treatment, as extreme heat can irritate the treated skin.

Avoid Intense Physical Activities:

It is advisable to avoid intense exercises or any activity that causes excessive sweating or heat on the skin for the first 24 hours.

Do Not Rub or Scratch the Skin:

If you feel itching or discomfort, avoid rubbing or scratching the treated area. Instead, you can apply a cold compress or a soothing gel, as long as it is recommended by your aesthetic professional.

Follow the Professional's Instructions:

Follow all the specific recommendations provided by the professional who performed the treatment, as they may have additional instructions based on your skin type and the specific treatment you received.

Monitor the Skin:

Monitor your skin for any signs of adverse reaction, such as excessive redness, swelling, or irritation, and consult with a professional if these symptoms persist or worsen.

By following these post-treatment care tips, you can help ensure that your skin recovers properly and maximize the positive effects of the WonderFace treatment.

16. TECHNICAL SPECIFICATIONS

Harmonized standards applied:

EN 55014-1(EMC 2004/108/CE)
EN 61000-3-2 (EMC 2004/108/CE)
EN 61000-3-3(EMC 2004/108/CE)
EN 55014-2 (EMC 2004/108/CE)
EN 60335-2-27 (DBT 2006/95/CE)
EN 60335-1 (DBT 2006/95/CE)

National standards and technical specifications applied:

UNE-EN 55014-1(EMC 2004/108/CE)
UNE-EN 61000-3-2 (EMC 2004/108/CE)
UNE-EN 61000-3-3(EMC 2004/108/CE)
UNE-EN 55014-2 (EMC 2004/108/CE)
UNE-EN 60335-2-27 (DBT 2006/95/CE)
UNE-EN 60335-1 (DBT 2006/95/CE)

Technical Features:

Dimensions and Weight: Length: 34 cm - Height: 33 cm - Width: 27 cm -
Weight: 2.5 Kgs.

Electrical requirements: 220±10% V / 110±10% V / 100±10% V / 12V - 50Hz / 60Hz

Working area temperature: 32 °F to 104 °F (0 °C to 40 °C)

Atmospheric pressures: 700 to 1060 hPa

Relative humidity: Maximum: 30% to 85%.

Equipment classification: Protection against electric shock: Class III, Type BF.

Mode of operation: Continuous..

SPECIFICATIONS:

Output: 3 independent channels for each muscle group Forehead, Zygomatic, Submandibular

Wave type: modulated asymmetric biphasic pulses in low and medium frequency

Working frequency: From 5 to 250 Hz

Contraction rhythm: 10 to 3500 P.P.M

Timing: 0 to 25 minutes.

Maximum output current: 100 mA / 1Kohm

Contraction/relaxation ratio: 10 : 10 s

Power supply: Input 100 - 240 V - 50 / 60 Hz. 1.4 - 0.7 A

Output: 12V DC 5A, 60W

Max Consumption: 60 W Pulse frequency: 10-600 PPM

Pulse width: 50 - 2000 milliseconds

Pulse amplitude: 0 - 60 mA

Contraction ramp: 0.5- 1.5s Display: 10" Tablet

Technical Specifications of Radiofrequency Emission:

Type of Radiofrequency: Bipolar.

Type of Waves: Biphasic.

Dynamic frequency: 100 - 300kHz

Number of applicators: 4 units on the face

Power: 15W in total

17. WARRANTY

The warranty only applies when new equipment is purchased from an official distributor, authorized representative, or the factory.

The buyer is guaranteed the correct functioning of the equipment from the date of sale, as confirmed by the distributor, representative, or factory.

The coverage applies to defective parts of the equipment, replacing them with original parts or repairing the damaged ones, provided they are not attributable to defects due to misuse or incorrect applications.

The warranty is not applicable if the equipment has been altered, hit, subjected to improper use or stress, has been repaired unauthorizedly, or was connected to a faulty electrical installation, including network voltage variations outside of tolerances, as well as incorrect voltages of any nature, as well as fire, water, falls, or impacts.

For any event related to the equipment warranty, contact the manufacturer, reseller, or authorized technical service.

The warranty does not cover electrodes.

© Copyright. All rights reserved.

All graphics and texts in this User Manual are property of the manufacturer, their total or partial reproduction by any means or procedure is prohibited.

The manufacturer and distributor disclaim all responsibility for possible damages to users attributable to incorrect use of the equipment or non-compliance with the specified usage standards.

Madrid - Spain

Made in E.C.

Copyright© 2025 All rights reserved.

NOTES

NOTES

NOTES



WONDERFACE



Lexter Microelectronic Engineering Systems.
Madrid, Spain, 2025
Copyright© All rights reserved.

+34 911646183

www.Wonder.Clinic

[@wonder_technology_official](https://twitter.com/wonder_technology_official)



Made in Spain
Made for You